





School Lines 2007

School Districts, Private Schools, Colleges & Universities





LARGE TOP PHOTO
Marywood University, Scranton

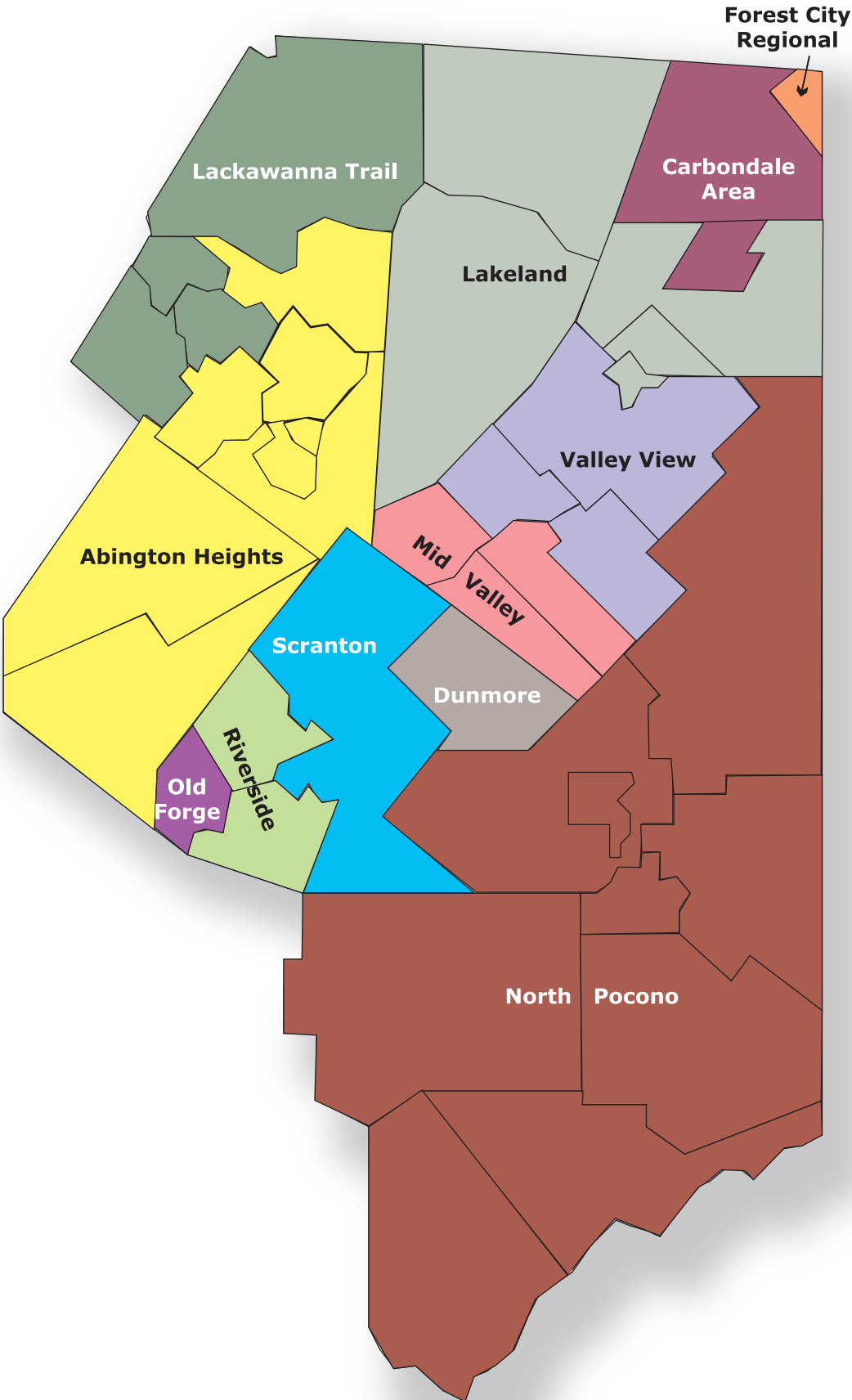
LARGE BOTTOM PHOTO
Scranton High School & Memorial Stadium

SMALL PHOTOS TOP TO BOTTOM
Our Lady of Peace School, Clarks Green
St. Paul's School, Scranton
Dunmore High School

PHOTOS ON PAGE 109
From top, left to right
Abington Heights High School, Clarks Summit
Carbondale Area School District Campus
Mid Valley School District Campus, Throop
Riverside Jr-Sr High School, Taylor
Old Forge School District Campus
Valley View Middle & High School, Archbald
Lakeland Jr-Sr High School, Scott Township
North Pocono School District Campus, Moscow
West Scranton High School

Aerial school photos courtesy of WNEP-TV.

School Districts Map





Abington Heights School District

District Address:
200 East Grove Street
Clarks Summit PA 18411

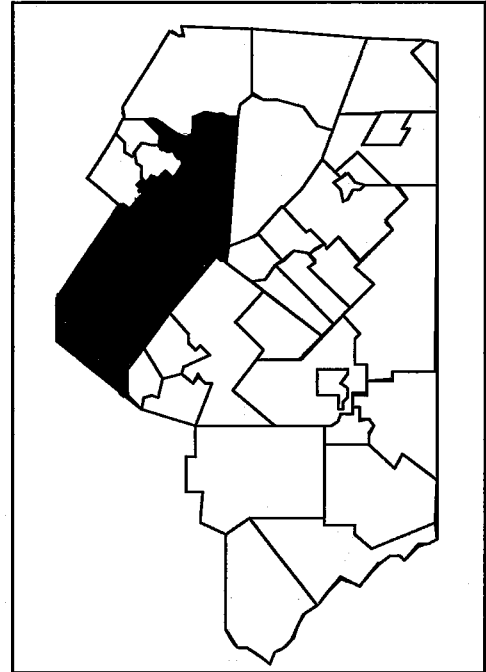
Phone: 586-2511
Fax: 586-1756
Website: www.ahsd.org

Municipalities:

Abington Twp.
Clarks Green Borough
Clarks Summit Borough
Glenburn Twp.
Newton Twp.

of Schools:

North Abington Twp. HS-1
Ransom Twp. MS-1
South Abington Twp. ES-4



Superintendent: Michael Mahon

Board of Education: Cathy Ann Hardaway (P) Louise Brzuchalski
Earl VanWert Jeanne Cadman
Dr. Elvin LaCoe Jody DeRitter
Ken Heron Warren Acker
Michele Tierney

Board Meeting: 3rd Wednesday, 6:30 PM, at Admin Bldg

DEMOGRAPHICS AND TAXES

2005 Est. Population: 23,747
% Pop. Econ. Disadv (04-05): 8.1%
Square Miles: 70.8
% Pop. w/ HS Degree ('06): 92.4%
Median Household Income: \$91,993
Median Home Value: \$140,920
% Single-Parent Households ('06): 5.1%
2006-07 Tax Millage: 115.35
2007 Assessment Value: \$215,927,715

ENROLLMENT

2006-07 Enrollment: 3,663
Elementary Enrollment (K-6): 1,732
Secondary Enrollment (7-12): 1,931
12th Grade Enrollment: 340
Kindergarten Enrollment: 209
% Enrollment Ethnic Minority (04-05): 4.6%
% Special Education Students (05-06): 14%
% Gifted Students (03-04): 4.8%
Average # Students-per Grade (06-07): 282
Students Home Educated (04-05): 36

EDUCATIONAL STATISTICS

Graduation Rate (05-06): 97.6%
Dropouts (05-06): 5
Dropout Rate (05-06): 0.3%
% Graduates Post Sec. Bound (05-06): 93%
Average SAT Score (04-05): 1031
% Reading Proficient (05-06): 86.9%
% Math Proficient (05-06): 83.6%
Attendance Rate (05-06): 94.6%
Operating Expenditures p/pupil (03-04): \$8,422

STAFFING INFORMATION

Administrators (03-04): 8
Professional Staff (06-07): 350
Support Staff (06-07): 90
Average Teachers' Salary (05-06): \$55,250
Average Years Teaching Experience: (05-06): 17.7
Teacher/Student Ratio (05-06): 16.1

Special Note:

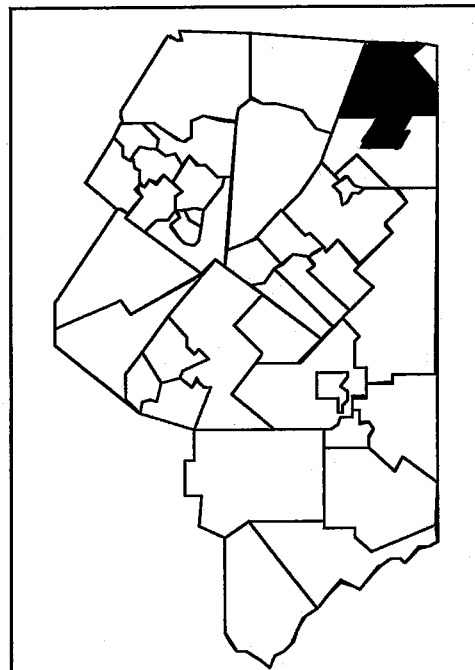
Carbondale Area School District

District Address:
101 Brooklyn Street
Carbondale PA 18407

Phone: 282-2507
Fax: 282-6988
Website: gateway.ca.k12.pa.us

Municipalities:
Carbondale City
Fell Twp.

of Schools:
JSHS-1
ES-1



Superintendent: Dr. Dominick Famularo

Board of Education: Tracey Andrews Donna Potis
Jeffrey Arthur Marcella Kaczmarcik
Patrick Gilloft Michael Rock (P)
Joseph Caviston Mary Ruddy
Julie Kostiak

Board Meeting: 2nd Wednesday, 7 PM, high school auditorium

DEMOGRAPHICS AND TAXES

2005 Est. Population: 11,641
% Pop. Econ. Disadv (04-05): 48.3%
Square Miles: 18.6
% Pop. w/ HS Degree ('06): 81.1%
Median Household Income: \$47,592
Median Home Value: \$69,491
% Single-Parent Households ('06): 11.3%
2006-07 Tax Millage: 107.6
2007 Assessment Value: \$54,644,565

ENROLLMENT

2006-07 Enrollment: 1,483
Elementary Enrollment (K-6): 748
Secondary Enrollment (7-12): 735
12th Grade Enrollment: 137
Kindergarten Enrollment: 104
% Enrollment Ethnic Minority (04-05): 4.4%
% Special Education Students (05-06): 17.8%
% Gifted Students (03-04): 1.9%
Average # Students-per Grade (06-07): 114
Students Home Educated (04-05): 6

EDUCATIONAL STATISTICS

Graduation Rate (05-06): 90.1%
Dropouts (05-06): 9
Dropout Rate (05-06): 1.2%
% Graduates Post Sec. Bound (05-06): 64%
Average SAT Score (04-05): 975
% Reading Proficient (05-06): 62.1%
% Math Proficient (05-06): 58.8%
Attendance Rate (05-06): 94.5%
Operating Expenditures p/pupil (03-04): \$7,807

STAFFING INFORMATION

Administrators (03-04): 6
Professional Staff (06-07): 120
Support Staff (06-07): 97
Average Teachers' Salary (05-06): \$47,343
Average Years Teaching Experience: (05-06): 15.3
Teacher/Student Ratio (05-06): 20.2

Special Note:

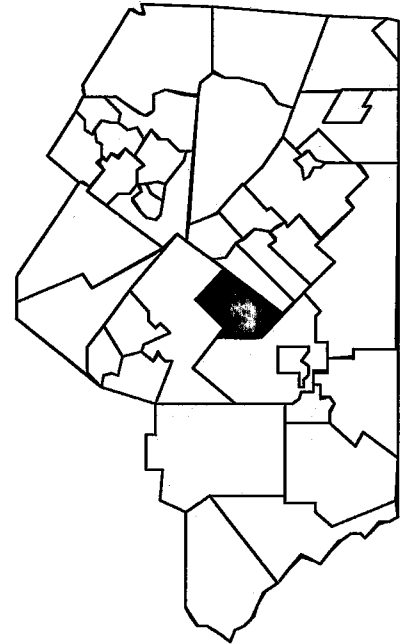
Dunmore School District

District Address:
300 West Warren Street
Dunmore PA 18512

Phone: 343-2110
Fax: 343-1458
Website: www.dunmoreshooldistrict.net

Municipalities:
Dunmore Borough

of Schools:
HS-1
MS-1
ES-1



Superintendent: Richard McDonald

Board of Education: Mike Hallinan
Mike Butler
John Summa (S)
John Farris
Jim McHale
Lisa Ross
Robert Holtham
George Kofel
Joseph Muracco

Board Meeting: 3rd Wednesday, 6:00 PM, high school cafeteria

DEMOGRAPHICS AND TAXES

2005 Est. Population: 13,968
% Pop. Econ. Disadv (04-05): 21%
Square Miles: 8.8
% Pop. w/ HS Degree ('06): 85.5%
Median Household Income: \$56,675
Median Home Value: \$100,203
% Single-Parent Households ('06): 7.3%
2006-07 Tax Millage: 96.55
2007 Assessment Value: \$86,560,285

ENROLLMENT

2006-07 Enrollment: 1,685
Elementary Enrollment (K-6): 824
Secondary Enrollment (7-12): 861
12th Grade Enrollment: 146
Kindergarten Enrollment: 108
% Enrollment Ethnic Minority (04-05): 4.6%
% Special Education Students (05-06): 12.4%
% Gifted Students (03-04): 1.7%
Average # Students per Grade (06-07): 130
Students Home Educated (04-05): 6

EDUCATIONAL STATISTICS

Graduation Rate (05-06): 95.7%
Dropouts (05-06): 4
Dropout Rate (05-06): 0.5%
% Graduates Post Sec. Bound (05-06): 89%
Average SAT Score (04-05): 948
% Reading Proficient (05-06): 76.8%
% Math Proficient (05-06): 75.9%
Attendance Rate (05-06): 94.8%
Operating Expenditures p/pupil (03-04): \$7,295

STAFFING INFORMATION

Administrators (03-04): 5
Professional Staff (06-07): 115
Support Staff (06-07): 35
Average Teachers' Salary (05-06): \$51,358
Average Years Teaching Experience: (05-06): 16.5
Teacher/Student Ratio (05-06): 18.3

Special Note:

Forest City Regional School District

District Address:
100 Susquehanna Street
Forest City PA 18421

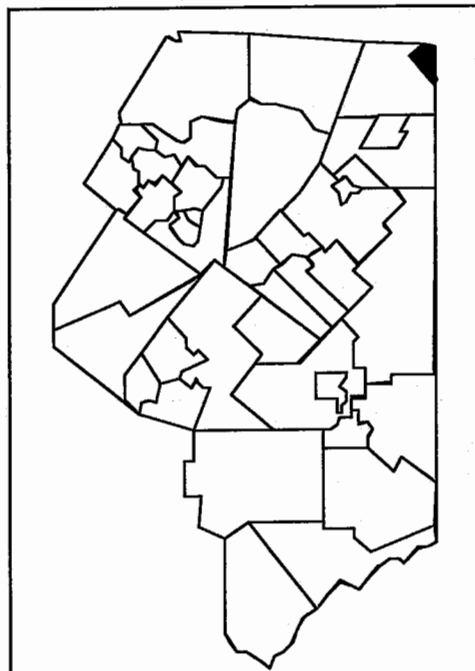
Phone: 785-2400
Fax: 785-9557
Website: www.fcrsd.org

Municipalities:

Vandling Borough
Mount Pleasant Twp. (Wayne Co)
Clinton Twp. Dist 2 (Wayne Co)
Forest City Borough (Susq Co)
Herrick Twp. (Susq Co)

of Schools:

JSHS-1
ES-1



Superintendent: Dr. Robert J. Vadella

Board of Education: Lorne Powell
Dr. Michael Sterchak
Rita Lowry
Al Dyno (P)
Mary Emmett

Fred Garm
Dr. Henry Nebzydowski
Margery Schwartz
Thomas Heller

Board Meeting: 2nd Monday, 7 PM, high school library

DEMOGRAPHICS AND TAXES

2005 Est. Population: 5,854
% Pop. Econ. Disadv (04-05): 33.4%
Square Miles: 87.82
% Pop. w/ HS Degree ('06): 82.8%
Median Household Income: \$53,619
Median Home Value: \$83,827
% Single-Parent Households ('06): 7.8%
2006-07 Tax Millage: 81.5
2007 Assessment Value: \$4,678,853

ENROLLMENT

2006-07 Enrollment: 932
Elementary Enrollment (K-6): 458
Secondary Enrollment (7-12): 442
12th Grade Enrollment: 85
Kindergarten Enrollment: 70
% Enrollment Ethnic Minority (04-05): 3.1%
% Special Education Students (05-06): 20.3%
% Gifted Students (03-04): 1.2%
Average # Students per Grade (06-07): 72
Students Home Educated (04-05): 13

EDUCATIONAL STATISTICS

Graduation Rate (05-06): 90%
Dropouts (05-06): 5
Dropout Rate (05-06): 1.1%
% Graduates Post Sec. Bound (05-06): 82.5%
Average SAT Score (04-05): 994
% Reading Proficient (05-06): 65%
% Math Proficient (05-06): 63.1%
Attendance Rate (05-06): 94.9%
Operating Expenditures p/pupil (03-04): \$8,378

STAFFING INFORMATION

Administrators (03-04): 4
Professional Staff (06-07): 81
Support Staff (06-07): 52
Average Teachers' Salary (05-06): \$50,110
Average Years Teaching Experience (05-06): 16.3
Teacher/Student Ratio (05-06): 13.7

Special Note: Tax Millage and Assessment Value information are for the Lackawanna County portion of the district only.

Lackawanna Trail School District

District Address:
PO Box 85
Factoryville PA 18419

Phone: 945-5184
Fax: 945-3154
Website: www.ltsd.org

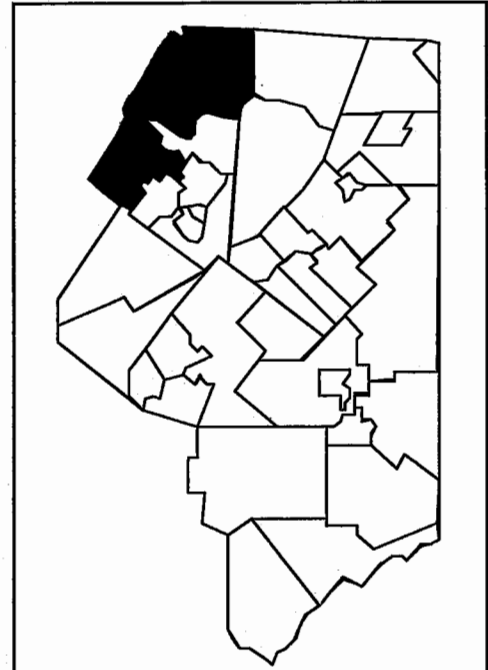
Municipalities:

Benton Twp.
Dalton Borough
LaPlume Twp.
West Abington Twp.
Clinton Twp. (Wyo Co)

Factoryville Borough (Wyo Co)
Nicholson Borough (Wyo Co)
Nicholson Twp. (Wyo Co)

of Schools:

JSHS-1
ES-1



Superintendent: Robert M. Jurbala

Board of Education: Ned Clarke Daniel Naylor
Kimberly Saxton Joseph Ross
Linda Koelsch Frank Tylutki (P)
Judy Johnson Jacque Petherick
Jane Richards

Board Meeting: 2nd Monday, 7:30 PM, board room

DEMOGRAPHICS AND TAXES

2005 Est. Population: 8,606
% Pop. Econ. Disadv (04-05): 30.8%
Square Miles: 73.1
% Pop. w/ HS Degree ('06): 89.1%
Median Household Income: \$69,678
Median Home Value: \$103,736
% Single-Parent Households ('06): 7.8%
2006-07 Tax Millage: 113.8
2007 Assessment Value: \$29,923,171

ENROLLMENT

2006-07 Enrollment: 1,287
Elementary Enrollment (K-6): 612
Secondary Enrollment (7-12): 675
12th Grade Enrollment: 116
Kindergarten Enrollment: 83
% Enrollment Ethnic Minority (04-05): 1.5%
% Special Education Students (05-06): 17.4%
% Gifted Students (03-04): 1.6%
Average # Students per Grade (06-07): 99
Students Home Educated (04-05): 23

EDUCATIONAL STATISTICS

Graduation Rate (05-06): 94.9%
Dropouts (05-06): 7
Dropout Rate (05-06): 1%
% Graduates Post Sec. Bound (05-06): 86%
Average SAT Score (04-05): 955
% Reading Proficient (05-06): 72%
% Math Proficient (05-06): 69.6%
Attendance Rate (05-06): 94.7%
Operating Expenditures p/pupil (03-04): \$9,482

STAFFING INFORMATION

Administrators (03-04): 5
Professional Staff (06-07): 104
Support Staff (06-07): 35
Average Teachers' Salary (05-06): \$55,344
Average Years Teaching Experience: (05-06): 16.1
Teacher/Student Ratio (05-06): 14.2

Special Note: Tax Millage and Assessment Value information are for the Lackawanna County portion of the district only.

Lakeland School District

District Address:
1593 Lakeland Drive
Jermyn PA 18433

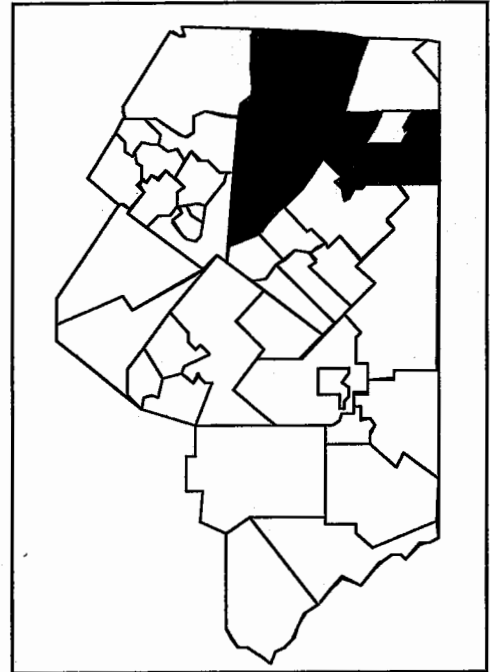
Phone: 254-9485
Fax: 254-9224
Website: www.lakelandsd.org

Municipalities:

Carbondale Twp.
Greenfield Twp.
Jermyn Borough
Mayfield Borough
Scott Twp.

of Schools:

JSHS-1
ES-2



Superintendent: Dr. Margaret Billings-Jones

Board of Education: Thomas Evans Edward Lubash
John Brennan (P) Albert Mushel
Anthony Carito Richard Koruszko
Michael Costa John Uram
Paul Lemoncelli

Board Meeting: 3rd Wednesday, 8 PM, alternating between Scott and Mayfield ES

DEMOGRAPHICS AND TAXES

2005 Est. Population: 12,062
% Pop. Econ. Disadv (04-05): 19.8%
Square Miles: 66.1
% Pop. w/ HS Degree ('06): 86.8%
Median Household Income: \$64,453
Median Home Value: \$101,976
% Single-Parent Households ('06): 6.5%
2006-07 Tax Millage: 72
2007 Assessment Value: \$83,663,274

ENROLLMENT

2006-07 Enrollment: 1,663
Elementary Enrollment (K-6): 839
Secondary Enrollment (7-12): 824
12th Grade Enrollment: 134
Kindergarten Enrollment: 132
% Enrollment Ethnic Minority (04-05): 2.4%
% Special Education Students (05-06): 12.9%
% Gifted Students (03-04): 2.3%
Average # Students per Grade (06-07): 128
Students Home Educated (04-05): 19

EDUCATIONAL STATISTICS

Graduation Rate (05-06): 95.2%
Dropouts (05-06): 4
Dropout Rate (05-06): 0.5%
% Graduates Post Sec. Bound (05-06): 75%
Average SAT Score (04-05): 906
% Reading Proficient (05-06): 79.1%
% Math Proficient (05-06): 74.7%
Attendance Rate (05-06): 94.3%
Operating Expenditures p/pupil (03-04): \$7,342

STAFFING INFORMATION

Administrators (03-04): 5
Professional Staff (06-07): 101
Support Staff (06-07): 47
Average Teachers' Salary (05-06): \$50,500
Average Years Teaching Experience: (05-06): 19.4
Teacher/Student Ratio (05-06): 17.3

Special Note:

Mid Valley School District

District Address:
52 Underwood Road
Throop PA 18512

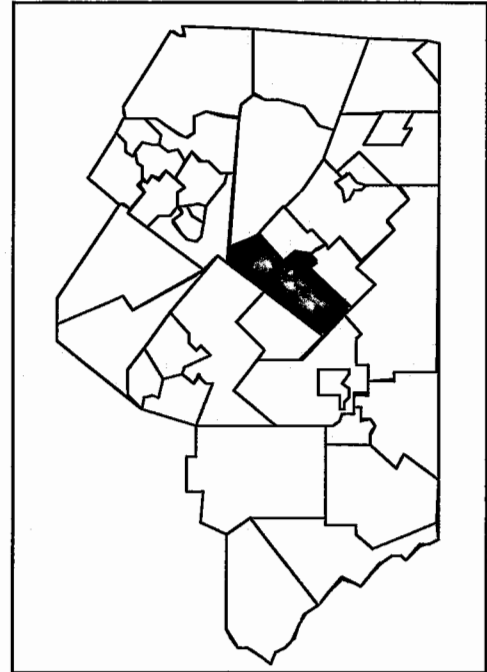
Phone: 307-1150
Fax: 307-1107
Website: www.mvsvd.us

Municipalities:

Dickson City Borough
Olyphant Borough
Throop Borough

of Schools:

JSHS-1
ES-1



Superintendent: Dr. Joseph G. Crotti

Board of Education: Lisa Rovinsky
Kenneth Novack
William Shanley
Deborah Shevchik
John Gilgallon
Robert Cabets (P)
Eric Pusey
Thomas Logan
Jerry Barone

Board Meeting: 3rd Wednesday, 7:30 PM, high school auditorium

DEMOGRAPHICS AND TAXES

2005 Est. Population: 14,816
% Pop. Econ. Disadv (04-05): 34.9%
Square Miles: 15.2
% Pop. w/ HS Degree ('06): 84.4%
Median Household Income: \$54,880
Median Home Value: \$85,761
% Single-Parent Households ('06): 7.8%
2006-07 Tax Millage: 84
2007 Assessment Value: \$127,125,896

ENROLLMENT

2006-07 Enrollment: 1,706
Elementary Enrollment (K-6): 887
Secondary Enrollment (7-12): 819
12th Grade Enrollment: 126
Kindergarten Enrollment: 122
% Enrollment Ethnic Minority (04-05): 7.2%
% Special Education Students (05-06): 17.1%
% Gifted Students (03-04): 2.4%
Average # Students per Grade (06-07): 131
Students Home Educated (04-05): 11

EDUCATIONAL STATISTICS

Graduation Rate (05-06): 94.2%
Dropouts (05-06): 0
Dropout Rate (05-06): 0%
% Graduates Post Sec. Bound (05-06): 81%
Average SAT Score (04-05): 903
% Reading Proficient (05-06): 67.1%
% Math Proficient (05-06): 70.7%
Attendance Rate (05-06): 95.3%
Operating Expenditures p/pupil (03-04): \$7,772

STAFFING INFORMATION

Administrators (03-04): 6
Professional Staff (06-07): 130
Support Staff (06-07): 51
Average Teachers' Salary (05-06): \$45,930
Average Years Teaching Experience: (05-06): 15.3
Teacher/Student Ratio (05-06): 15.5

Special Note:

North Pocono School District

District Address:
701 Church Street
Moscow PA 18444

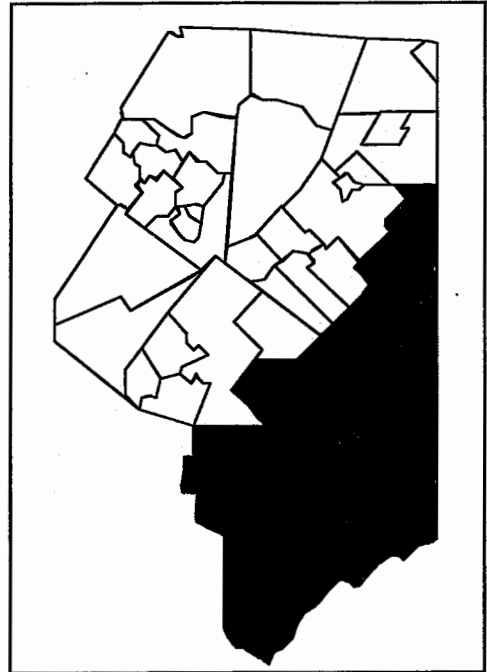
Phone: 842-7659
Fax: 842-0886
Website: www.npsd.net

Municipalities:

Clifton Twp. Moscow Borough
Covington Twp. Roaring Brook Twp.
Elmhurst Twp. Springbrook Twp.
Jefferson Twp. Thornhurst Twp.
Madison Twp. Lehigh Twp. (Wayne Co)

of Schools:

HS-1
MS-1
ES-3



Superintendent: Dr. Louis V. DeFazio

Board of Education: Joseph Bochicchio William Sebring
 Jennie Balton Gary Sowinski
 Diane Croom Mary Bogart (P)
 James Blumer Angela Cobb
 Joseph Cummings

Board Meeting: 2nd Wednesday, 7:30 PM, high school auditorium

DEMOGRAPHICS AND TAXES

2005 Est. Population: 18,937
% Pop. Econ. Disadv (04-05): 21.51%
Square Miles: 191
% Pop. w/ HS Degree ('06): 88.1%
Median Household Income: \$75,088
Median Home Value: \$116,266
% Single-Parent Households ('06): 8%
2006-07 Tax Millage: 90.2
2007 Assessment Value: \$175,449,206

ENROLLMENT

2006-07 Enrollment: 3,269
Elementary Enrollment (K-6): 1,669
Secondary Enrollment (7-12): 1,600
12th Grade Enrollment: 259
Kindergarten Enrollment: 264
% Enrollment Ethnic Minority (04-05): 3.2%
% Special Education Students (05-06): 12.6%
% Gifted Students (03-04): 1%
Average # Students per Grade (06-07): 251
Students Home Educated (04-05): 48

EDUCATIONAL STATISTICS

Graduation Rate (05-06): 93.4%
Dropouts (05-06): 11
Dropout Rate (05-06): 0.7%
% Graduates Post Sec. Bound (05-06): 80%
Average SAT Score (04-05): 959
% Reading Proficient (05-06): 78.3%
% Math Proficient (05-06): 70.1%
Attendance Rate (05-06): 94.9%
Operating Expenditures p/pupil (03-04): \$7,894

STAFFING INFORMATION

Administrators (03-04): 9
Professional Staff (06-07): 230
Support Staff (06-07): 100
Average Teachers' Salary (05-06): \$56,158
Average Years Teaching Experience: (05-06): 18.3
Teacher/Student Ratio (05-06): 16.7

Special Note: Tax Millage and Assessment Value information do not include Lehigh Township, Wayne County.

Riverside School District

District Address:
300 Davis Street
Taylor PA 18517

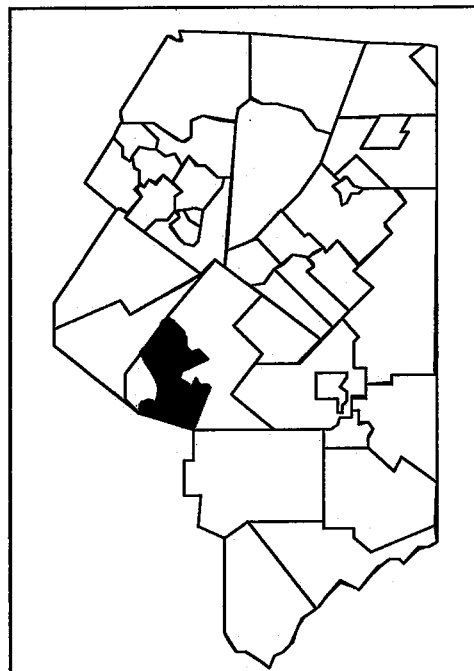
Phone: 562-2121
Fax: 562-3205
Website: www.riversidesd.com

Municipalities:

Moosic Borough
Taylor Borough

of Schools:

JSHS-1
ES-2



Superintendent: Salvatore F. Luzio, Sr.

Board of Education: George Bieber
Thomas Harrison
Jocelyn Kreig
Carol Armstrong
James Schiavo
Perina Janeski
Michael Duda
Linda Joyce (P)
Barbara Fedor

Board Meeting: 2nd Monday, 7:30 PM, high school library

DEMOGRAPHICS AND TAXES

2005 Est. Population: 11,965
% Pop. Econ. Disadv (04-05): 28.3%
Square Miles: 11.8
% Pop. w/ HS Degree ('06): 79.5%
Median Household Income: \$59,874
Median Home Value: \$88,483
% Single-Parent Households ('06): 8.8%
2006-07 Tax Millage: 98.82
2007 Assessment Value: \$105,982,765

ENROLLMENT

2006-07 Enrollment: 1,521
Elementary Enrollment (K-6): 762
Secondary Enrollment (7-12): 759
12th Grade Enrollment: 119
Kindergarten Enrollment: 111
% Enrollment Ethnic Minority (04-05): 5.2%
% Special Education Students (05-06): 16.1%
% Gifted Students (03-04): 0.9%
Average # Students per Grade (06-07): 117
Students Home Educated (04-05): 3

EDUCATIONAL STATISTICS

Graduation Rate (05-06): 89.7%
Dropouts (05-06): 14
Dropout Rate (05-06): 1.8%
% Graduates Post Sec. Bound (05-06): 71%
Average SAT Score (04-05): 957
% Reading Proficient (05-06): 71.3%
% Math Proficient (05-06): 67%
Attendance Rate (05-06): 95.2%
Operating Expenditures p/pupil (03-04): \$9,042

STAFFING INFORMATION

Administrators (03-04): 6
Professional Staff (06-07): 129
Support Staff (06-07): 68
Average Teachers' Salary (05-06): \$53,481
Average Years Teaching Experience: (05-06): 18.6
Teacher/Student Ratio (05-06): 14.6

Special Note:

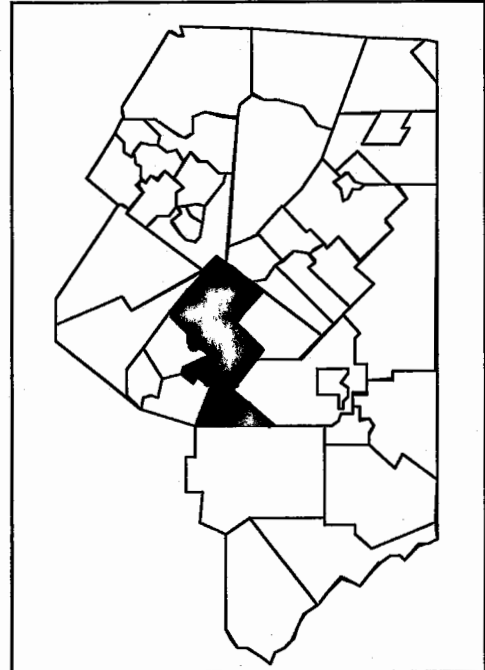
Scranton School District

District Address:
425 N. Washington Avenue
Scranton PA 18503

Phone: 348-3408
Fax: 348-3563
Website: www.scrsd.org

Municipalities:
Scranton City

of Schools:
HS-2
IS-3
ES-13



Superintendent: Michael M. Sheridan

Board of Education: Susan Patte
Todd Hartman
Joseph Garvey
Thomas Gilbride
Brian Jeffers (P)

Frank Brazill
Todd O'Malley
Kathleen McGuigan
Robert Lesh

Board Meeting: 1st Monday, 7:15 PM, Admin Bldg

DEMOGRAPHICS AND TAXES

2005 Est. Population: 73,120
% Pop. Econ. Disadv (04-05): 46.7%
Square Miles: 25.4
% Pop. w/ HS Degree ('06): 80.9%
Median Household Income: \$49,140
Median Home Value: \$79,148
% Single-Parent Households ('06): 10.3%
2006-07 Tax Millage: 96.18
2007 Assessment Value: \$391,516,776

ENROLLMENT

2006-07 Enrollment: 9,763
Elementary Enrollment (K-6): 3,729
Secondary Enrollment (7-12): 3,735
12th Grade Enrollment: 685
Kindergarten Enrollment: 1,169
% Enrollment Ethnic Minority (04-05): 22.2%
% Special Education Students (05-06): 17.4%
% Gifted Students (03-04): 2.9%
Average # Students per Grade (06-07): 651
Students Home Educated (04-05): 49

EDUCATIONAL STATISTICS

Graduation Rate (05-06): 83.2%
Dropouts (05-06): 77
Dropout Rate (05-06): 1.8%
% Graduates Post Sec. Bound (05-06): 68%
Average SAT Score (04-05): 935
% Reading Proficient (05-06): 71%
% Math Proficient (05-06): 71.4%
Attendance Rate (05-06): 94.4%
Operating Expenditures p/pupil (03-04): \$9,299

STAFFING INFORMATION

Administrators (03-04): 28
Professional Staff (06-07): 802
Support Staff (06-07): 343
Average Teachers' Salary (05-06): \$53,300
Average Years Teaching Experience: (05-06): 16.5
Teacher/Student Ratio (05-06): 14.2

Special Note: Kindergarten Enrollment includes 3- and 4-year old preschool students. Special Education students are not included in either Elementary or Secondary Enrollment. Total Special Education students is 1,130.

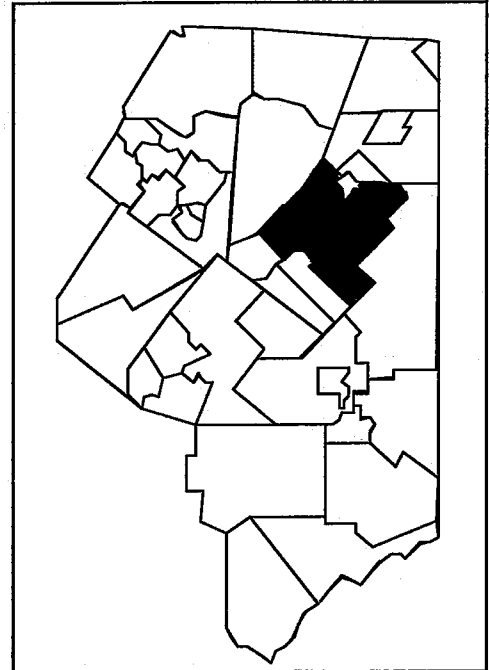
Valley View School District

District Address:
1 Columbus Drive
Archbald PA 18403

Phone: 876-5080
Fax: 876-6365
Website: www.valleyviewsd.org

Municipalities:
Archbald Borough
Blakely Borough
Jessup Borough

of Schools:
HS-1
MS-1
IS-1
ES-1



Superintendent: Joseph M. Daley

Board of Education: Barry Lupini Tom Owen
 Anthony Calvario David Burak
 Maggie Lund Robert Munley
 James Murphy Joseph Buckshon, Jr. (P)
 Ellen Nielsen

Board Meeting: 3rd Monday, 7:30 PM, high school library

DEMOGRAPHICS AND TAXES

2005 Est. Population: 17,686
% Pop. Econ. Disadv (04-05): 16.4%
Square Miles: 27.4
% Pop. w/ HS Degree ('06): 85.8%
Median Household Income: \$61,505
Median Home Value: \$90,910
% Single-Parent Households ('06): 7.3%
2006-07 Tax Millage: 95.5
2007 Assessment Value: \$111,673,539

ENROLLMENT

2006-07 Enrollment: 2,600
Elementary Enrollment (K-6): 1,345
Secondary Enrollment (7-12): 1,255
12th Grade Enrollment: 210
Kindergarten Enrollment: 186
% Enrollment Ethnic Minority (04-05): 3.1%
% Special Education Students (05-06): 13.2%
% Gifted Students (03-04): 3.6%
Average # Students per Grade (06-07): 200
Students Home Educated (04-05): 3

EDUCATIONAL STATISTICS

Graduation Rate (05-06): 96.4%
Dropouts (05-06): 10
Dropout Rate (05-06): 0.8%
% Graduates Post Sec. Bound (05-06): 78%
Average SAT Score (04-05): 951
% Reading Proficient (05-06): 69.2%
% Math Proficient (05-06): 69%
Attendance Rate (05-06): 95.5%
Operating Expenditures p/pupil (03-04): \$6,773

STAFFING INFORMATION

Administrators (03-04): 8
Professional Staff (06-07): 186
Support Staff (06-07): 67
Average Teachers' Salary (05-06): \$46,998
Average Years Teaching Experience: (05-06): 16
Teacher/Student Ratio (05-06): 16.3

Special Note:

Northeastern Educational IU 19

The Northeastern Educational Intermediate Unit 19 serves Lackawanna County schools. Pennsylvania's 29 Intermediate Units are regional education service agencies charged with providing programs and services to public and private schools. All IUs provide curriculum and instructional support, professional development, technology services and operate educational programs such as special and alternative education on a regional basis.

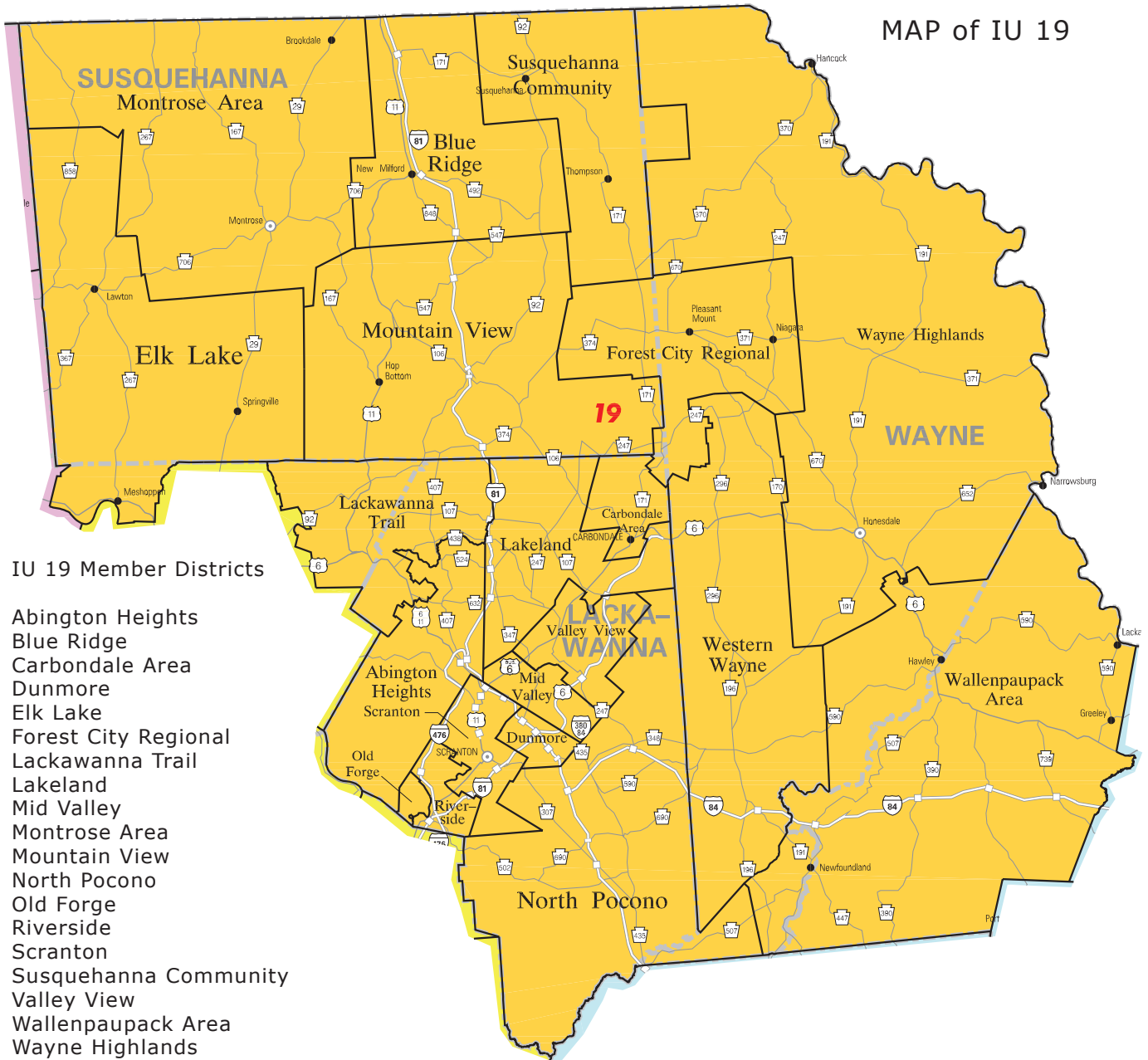
IUs are governed by boards of directors

composed of school board members from member school districts. IUs are supported by member school districts, state funds, and Federal grants.

Dr. Fred R. Rosetti
Executive Director

1200 Line Street, Archbald PA 18403
1-800-228-1750 or 876-9200
Website: ns.neiu.k12.pa.us

MAP of IU 19



IU 19 Member Districts

- Abington Heights
- Blue Ridge
- Carbondale Area
- Dunmore
- Elk Lake
- Forest City Regional
- Lackawanna Trail
- Lakeland
- Mid Valley
- Montrose Area
- Mountain View
- North Pocono
- Old Forge
- Riverside
- Scranton
- Susquehanna Community
- Valley View
- Wallenpaupack Area
- Wayne Highlands
- Western Wayne

Enrollment Trends & Projections

Enrollment Trends for the past 5 school years:

School District	02-03	03-04	04-05	05-06	06-07	Change +/-
Abington Heights	3641	3667	3676	3676	3663	+ 22
Carbondale Area	1507	1475	1443	1465	1483	- 24
Dunmore	1691	1715	1713	1675	1685	- 6
*Forest City Regional	930	886	911	972	932	+ 2
*Lackawanna Trail	1421	1364	1356	1323	1287	- 134
Lakeland	1774	1697	1705	1610	1663	- 111
Mid Valley	1568	1538	1616	1659	1706	+ 138
North Pocono	3274	3249	3236	3236	3269	- 5
Old Forge	965	997	931	931	915	- 50
Riverside	1496	1481	1481	1509	1521	+ 25
Scranton	9212	9276	9328	9766	9763	+ 551
Valley View	2663	2594	2594	2596	2600	- 63
*Lackawanna Co.	27,790	27,689	27,723	28,123	28,268	+ 478

Enrollment Trends & Projections 1986-2016 (ten-year intervals):

School District	1986	1996	2006	2016	Change +/-
Abington Heights	3355	3645	3676	3680	+ 325
Carbondale Area	1714	1620	1465	1144	- 570
Dunmore	1618	1746	1675	1700	+ 82
*Forest City Regional	804	880	972	887	+ 83
*Lackawanna Trail	1296	1409	1323	1013	- 283
Lakeland	1794	1705	1610	1712	- 82
Mid Valley	1564	1723	1659	1960	+ 396
North Pocono	2927	3333	3236	3331	+ 404
Old Forge	998	987	931	842	- 156
Riverside	1750	1570	1509	1465	- 285
Scranton	9789	9016	9766	10178	+ 389
Valley View	2289	2402	2596	2637	+ 348
*Lackawanna Co.	26,149	27,386	28,123	27,882	+ 1,733

*Total county figures do NOT include enrollments for the Forest City Regional and Lackawanna Trail School Districts. These districts are only partially located in Lackawanna County, and their school buildings are located in Susquehanna and Wyoming Counties, respectively.

Abington Heights School District

Clarks Summit Elementary School
401 West Grove Street
Clarks Summit, PA 18411
585-7300
Enrollment: 371, K-4

Newton/Ransom Elementary School
1549 Newton/Ransom Blvd.
Clarks Summit, PA 18411
585-8300
Enrollment: 248, K-4

South Abington Elementary School
640 Northern Boulevard
Chinchilla, PA 18410
585-2100
Enrollment: 281, K-4

Waverly Elementary School
103 Waverly Road
Waverly, PA 18471
585-6300
Enrollment: 282, K-4

Abington Heights Middle School
1555 Newton/Ransom Blvd.
Clarks Summit, PA 18411
585-4300
Enrollment: 1152, 5-8

Abington Heights High School
222 Noble Road
Clarks Summit, PA 18411
585-5300
Enrollment: 1269, 9-12

Carbondale Area School District

Carbondale Area
Elementary School
103 Brooklyn Street
Carbondale, PA 18407
282-5656
Enrollment: 748, K-6

Carbondale Area
Jr./Sr. High School
101 Brooklyn Street
Carbondale, PA 18407
282-4500
Enrollment: 735, 7-12

Dunmore School District

Dunmore Elementary Center
300 West Warren Street
Dunmore, PA 18512
347-6794
Enrollment: 824, K-6

Dunmore Middle School
300 West Warren Street
Dunmore, PA 18512
346-2043
Enrollment: 277, 7-8

Dunmore High School
300 West Warren Street
Dunmore, PA 18512
346-2043
Enrollment: 579, 9-12

Fell Charter School (Independent Public School)

622 Main Street
Simpson, PA 18407
282-5199
Enrollment: 252, K-10

Forest City Regional School District

Forest City Regional
Elementary School
100 Susquehanna Street
Forest City, PA 18421
785-2410
Enrollment: 458, K-6

Forest City Regional
Jr./Sr. High School
100 Susquehanna Street
Forest City, PA 18421
785-2400
Enrollment: 442, 7-12

Lackawanna County Career Technology Center (Nine-School District Consortium)

3201 Rockwell Avenue
Scranton, PA 18508
346-8471
Enrollment: 833, 10-12

Lackawanna Trail School District

Lackawanna Trail
Elementary School
College Avenue, PO Box 54
Factoryville, PA 18419
945-5153
Enrollment: 612, K-6

Lackawanna Trail
Jr./Sr. High School
Tunnel Hill Road, PO Box 85
Factoryville, PA 18419
945-5181
Enrollment: 675, 7-12

Lakeland School District

Lakeland Elem. School - Mayfield
501 Linden Street
Mayfield, PA 18433
876-2950
Enrollment: 321, K-6

Lakeland Elem. School - Scott
1569 Lakeland Drive
Jermyn, PA 18433
254-9484
Enrollment: 471, K-6

Lakeland Jr./Sr. High School
1593 Lakeland Drive
Jermyn, PA 18433
254-9485
Enrollment: 824, 7-12

Mid Valley School District

Mid Valley Elementary Center
50 Underwood Road
Throop, PA 18512
307-1150
Enrollment: 887, K-6

Mid Valley Secondary Center
52 Underwood Road
Throop, PA 18512
307-1150
Enrollment: 819, 7-12

North Pocono School District

Academy Street Elementary School
Academy Street
Moscow, PA 18444
842-8803
Enrollment: 304, K-1

Jefferson Twp Elementary School
825 Lions Road
Lake Ariel, PA 18436
689-2656
Enrollment: 351, K-5

Moscow Elementary School
851 Church Street
Moscow, PA 18444
842-8464
Enrollment: 700, 2-5

North Pocono Middle School
701 Church Street
Moscow, PA 18444
842-4588
Enrollment: 777, 6-8

North Pocono High School
701 Church Street
Moscow, PA 18444
842-7606
Enrollment: 1081, 9-12

Northeastern Educational Intermediate Unit #19

Administration Office
1200 Line Street
Archbald, PA 18403
876-9200
Out-of-District Special Education
Enrollment: 406, K-12

Jefferson Center
185 East Pine Street
Dunmore, PA 18512
343-6200

NEIU Alternative Learning Center
110 Betty Street
Eynon, PA 18403
876-5629

Old Forge School District

Old Forge Elementary School
401 Melmore Street
Old Forge, PA 18518
457-8391
Enrollment: 441, K-6

Old Forge Jr./Sr. High School
300 Marion Street
Old Forge, PA 18518
457-6721
Enrollment: 474, 7-12

Riverside School District

Riverside Elementary School West
300 Davis Street
Taylor, PA 18517
562-2121 ext. 245
Enrollment: 310, K-5

Riverside Elementary School East
Kreig Street
Moosic, PA 18507
562-2121 ext. 315
Enrollment: 416, K-6

Riverside Jr./Sr. High School
310 Davis Street
Taylor, PA 18517
562-2121
Enrollment: 759, 7-12

Scranton School District

John Whittier Elementary School
700 Orchard Street
Scranton, PA 18505
348-3690
Enrollment: 318, K-5

John Adams Elementary School
927 Capouse Avenue
Scranton, PA 18509
348-3655
Enrollment: 213, K-5

John F. Kennedy Elementary School
Prospect Ave. & Saginaw St.
Scranton, PA 18505
348-3673
Enrollment: 272, K-5

Lincoln-Jackson Elementary School
Academy St. & S. Hyde Park Ave.
Scranton, PA 18504
348-3675
Enrollment: 251, K-5

Charles Sumner Elementary School
N. Sumner Ave. & Swetland St.
Scranton, PA 18504
348-3688
Enrollment: 254, K-5

Robert Morris Elementary School
1824 Boulevard Avenue
Scranton, PA 18509
348-3681
Enrollment: 336, K-5

Frances Willard Elementary School
1100 Eynon Street
Scranton, PA 18504
348-3692
Enrollment: 629, PreK-5

George Bancroft Elementary School
1002 Albright Avenue
Scranton, PA 18508
348-3667
Enrollment: 208, K-5

William Prescott Elementary School
Prescott Av. & Myrtle St.
Scranton, PA 18510
348-3683
Enrollment: 238, K-5

Neil Armstrong Elementary School
Clearview St. & N. Lincoln Ave.
Scranton, PA 18508
348-3661
Enrollment: 548, PreK-5

John Marshall Elementary School
N. Lincoln Ave. & Oram St.
Scranton, PA 18504
348-3677
Enrollment: 354, K-5

John J. Audubon Elementary School
1801 Mulberry Street
Scranton, PA 18510
348-3665
Enrollment: 247, K-5

McNichols Plaza Elementary School
1111 S. Irving Avenue
Scranton, PA 18505
348-3685
Enrollment: 385, K-5

South Scranton Intermediate School
355 Maple Street
Scranton, PA 18505
348-3631
Enrollment: 502, 6-8

Northeast Scranton Intermediate School
721 Adams Avenue
Scranton, PA 18510
348-3651
Enrollment: 877, 6-8

West Scranton Intermediate School
1401 Fellows Street
Scranton, PA 18504
348-3475
Enrollment: 807, 6-8

Scranton High School
63 Mike Munchak Way
Scranton, PA 18503
348-3481
Enrollment: 1920, 9-12

West Scranton High School
1201 Luzerne Street
Scranton, PA 18504
348-3616
Enrollment: 996, 9-12

Scranton State School for the Deaf (PA Dept of Education)

N. Washington Ave. & Electric St.
Scranton, PA 18509
963-4546
Enrollment 87, PreK-12

Valley View School District

Valley View Elementary Center
901 Main Street
Peckville, PA 18452
489-7579
Enrollment: 528, K-2

Valley View Intermediate School
3 Columbus Drive
Archbald, PA 18403
876-2263
Enrollment: 616, 3-5

Valley View Middle School
1 Columbus Drive
Archbald, PA 18403
876-6461
Enrollment: 626, 6-8

Valley View High School
1 Columbus Drive
Archbald, PA 18403
876-4110
Enrollment: 809, 9-12

Private Schools

Elementary Schools (Pre-school & Kindergarten-only schools excluded)

Abington Christian Academy (Assembly of God)
204 S. Abington Rd.
Clarks Green PA 18411
586-5270
Enrollment: 17, K-5

DePaul School (Non-Sectarian)
475 Morgan Hwy.
Scranton PA 18508
346-5855
Enrollment: 20, 1-8

Holy Rosary School (Roman Catholic) (Closing June '07)
312 William St.
Scranton PA 18508
344-7565
Enrollment: 164, K-8

LaSalle Academy (Roman Catholic)
309 First Ave.
Jessup PA 18434
489-2010
Enrollment: 309, K-8

Our Lady of Peace School (Roman Catholic)
410 N. Abington Rd.
Clarks Green PA 18411
587-4152
Enrollment: 404, K-8

Scranton Hebrew Day School (Jewish)
520 Monroe Ave.
Scranton PA 18510
346-1576
Enrollment: 147, K-8

St. Clare School (Roman Catholic)
2215 N. Washington Ave.
Scranton PA 18509
343-2790
Enrollment: 218, K-3

St. Mary School (Roman Catholic) (Closing June '07)
216 W. Grace St.
Old Forge PA 18518
457-6750
Enrollment: 139, K-8

St. Paul School (Roman Catholic)
1527 Penn Ave.
Scranton PA 18509
343-7880
Enrollment: 229, 4-8

Summit Christian Academy-Elementary Campus (Other Christian)
232 Noble Rd.
Clarks Summit PA 18411
586-3500
Enrollment: 88, K-6

All Saints Academy (Roman Catholic)
1425 Jackson St.
Scranton PA 18504
343-8114
Enrollment: 211, K-8

Geneva School (Other Christian)
133 River St.
Olyphant PA 18447
489-7620
Enrollment: 39, K-8

Howard Gardner School for Discovery (Non-Sectarian)
134 School St.
Scranton PA 18508
941-4100
Enrollment: 100, K-8

Marian Catholic I-P School (Roman Catholic)
638 Hemlock Street
Scranton PA 18505
346-9922
Enrollment: 313, K-8

Sacred Heart School (Roman Catholic)
27 Farview St.
Carbondale PA 18407
282-0340
Enrollment: 225, K-8

St. Anthony of Padua School (Roman Catholic) (Closing June '07)
208 Smith St.
Dunmore PA 18512
342-1182
Enrollment: 96, K-8

St. Mary of Mt. Carmel School (Roman Catholic)
325 Chestnut St.
Dunmore PA 18512
346-4429
Enrollment: 170, K-8

St. Mary's Visitation School (Roman Catholic)
St. Mary's Square
Dickson City PA 18519
489-0061
Enrollment: 164, K-8

St. Stanislaus School (Other Christian)
529 E. Locust St.
Scranton PA 18505
342-2224
Enrollment: 32, K-8

Elementary/Secondary Schools

Triboro Christian Academy (Other Christian)
100 S. Main St.
Old Forge PA 18518
457-5054
Enrollment: 100, K-12

Secondary Schools

Bais Yaakov of Scranton (Jewish)
1025 Vine St.
Scranton PA 18510
347-5003
Enrollment: 7, 9-12

Bishop Hannon High School (Roman Catholic)
(Will be named Holy Cross Sept '07)
330 Wyoming Ave.
Scranton PA 18503
346-4643
Enrollment: 323, 9-12

Milton Eishner Yeshva High School (Jewish)
930 Hickory St.
Scranton PA 18505
346-1747
Enrollment: 80, 9-12

St. Gregory's Academy (Roman Catholic)
RR 8 Box 8214, Griffin Rd.
Moscow PA 18444
842-4000
Enrollment: 49, 9-12

Summit Christian Academy (Other Christian)
660 Griffin Pond Rd.
Clarks Summit PA 18411
587-1545
Enrollment: 75, 7-12

Bishop O'Hara High School (Roman Catholic)
(Will be named Holy Cross Sept '07)
501 E. Drinker St.
Dunmore PA 18512
346-7541
Enrollment: 311, 9-12

Scranton Preparatory School (Other Christian)*
1000 Wyoming Ave.
Scranton PA 18509
941-7737
Enrollment: 801, 9-12

St. Rose Academy (Non-Sectarian)
1300 Old Plank Rd, Suite 20
Mayfield PA 18433
282-8740
Enrollment: 58, 7-12

*The PA Dept of Education classifies Scranton Prep as "Other Christian," while administrators of the school classify it as "Independent Roman Catholic."

Colleges, Universities & Career/Technical Education

Fall '05 Enrollment

Allied Medical & Technical Career Founded: 1984 Degrees: Certificate Career/Tech School	517 Ash St. Scranton PA 18509 558-1818 www.alliedteched.com	N/I
Baptist Bible College & Seminary Founded: 1932 Degrees: AD, BS, MS, PhD Undergraduate Tuition, 05-06: \$13,260 Private 4-year	538 Venard Rd. Clarks Summit PA 18411 586-2400 www.bbc.edu	928
ITT Technical Institute Degrees: Diploma Career/Tech School	1000 Meade St. Dunmore PA 18512 330-0600 www2.itt-tech.edu/cts	N/I
Johnson College Founded: 1918 Degrees: AD Undergraduate Tuition, 05-06: \$12,763 Private 2-year	3427 N. Main Ave. Scranton PA 18508 342-6404 www.johnsoncollege.com	357
Keystone College Founded: 1868 Degrees: AD, BS Undergraduate Tuition, 05-06: \$15,020 Private 4-year	1 College Green LaPlume PA 18440 945-5141 www.keystone.edu	1,638
Lackawanna College Founded: 1894 Degrees: AD, Certificate Undergraduate Tuition, 05-06: \$9,470 Private 2-year	501 Vine St. Scranton PA 18509 961-7810 www.lackawanna.edu	1,269
Marywood University Founded: 1915 Degrees: AD, BA, BS, MA, MBA, MS, PhD Undergraduate Tuition, 05-06: \$21,490 Private 4-year	2300 Adams Ave. Scranton PA 18509 348-6211 www.marywood.edu	3,164
McCann School of Business & Technology Founded: 1897 Degrees: ASB, Diploma Career/Tech School	201 Lackawanna Ave. Scranton PA 18503 969-4330 www.mccannschoool.com	N/I
Penn Foster Career School Founded: 1890 Degrees: ASB, Certificate Career/Tech School	925 Oak St., PO Box 1900 Scranton PA 18501 1-800-275-4410 www.pennfoster.edu	13 million (World-wide)
Penn State, Worthington/Scranton Founded: 1855 Degrees: AD, BS Undergraduate Tuition, 05-06: \$10,180 (PA) Public 4-year	120 Ridgeview Dr. Dunmore PA 18512 963-2500 www.sn.psu.edu	1,262
University of Scranton Founded: 1888 Degrees: AD, BA, BS, MA, MBA, MS Undergraduate Tuition, 05-06: \$24,030 Private 4-year	800 Linden St. Scranton PA 18510 941-7400 www.scranton.edu	5,159

2000 Census Data

School Enrollment

Population 3 years & over enrolled in school	52,278
Nursery, preschool.....	3,456
Kindergarten.....	2,628
Elementary school (gr. 1-8)	22,162
High school (gr. 9-12)	11,524
College or graduate school..	12,508

Educational Attainment

Population 25 years & over.....	148,116
Less than 9th grade	7,733
9th to 12th grade, no diploma ...	18,906
High school graduate.....	60,071
Some college, no degree.....	22,583
Associate degree.....	9,795
Bachelor's degree.....	18,425
Graduate or professional degree	10,603
Percent high school graduate	82%
Percent bachelor's or higher	19.6%

2005-2006 Statistical Reports: PA Dept. of Education

Total County Public High-School Graduates:	2,052*
Total County Private High-School Graduates:	395
% County Public School Graduates Post-Secondary Bound:	77%* (State: 75%)
% County Private School Graduates College-Bound:	98% (State: 92%)
County Public High-School Dropouts:	135*
County Public High-School Dropout Rate:.....	1%* (State: 1.9%)
County Average Public School Operating Expenditures Per Pupil:	\$7,952* (State: \$9,708)

*Does not include Forest City Regional or Lackawanna Trail school districts.

2005-2006 Northeastern Pennsylvania Public School Comparisons by County

County	Graduates	%PostSec-Bound	Dropout Rate	Av. PPOE*
Lackawanna.....	2,052.....	77%.....	1.0%.....	\$7,952
Luzerne.....	3,182.....	78%.....	1.6%.....	\$8,140
Monroe	2,429.....	79%.....	1.2%.....	\$8,488
Pike	422.....	89%.....	0.7%.....	\$7,719
Susquehanna.....	588.....	65%.....	1.4%.....	\$8,765
Wayne	685.....	71%.....	1.2%.....	\$9,425
Wyoming.....	319.....	76%.....	1.2%.....	\$9,512

*Average Per Pupil Operating Expenditures, 2003-04 School Year

County Trivia

Did you know that.....

.....the largest vein of anthracite coal in the world is under the Lackawanna Valley. Most of the coal is still there.

.....the first underground coal mine in the nation was opened in Carbondale.

.....Scranton was once called the "Anthracite Capital of the World."

.....at the height of the coal-mining era, it was possible to walk 50 miles from Carbondale to Hazleton—underground!

.....Carbondale is the oldest city in the anthracite mining area, having been chartered even before both Scranton and Wilkes-Barre.

.....the first commercially operated locomotive in the nation, the Stourbridge Lion, made its inaugural run between Honesdale and Carbondale.

.....the Archbald Pothole is the largest glacial pothole in the world.

.....the first commercially successful electric street-car system was put into service in Scranton in 1886.

.....Jermyn was the birthplace of First Aid in the nation.

.....the original name of Scranton was Slocum Hollow.

.....an "Irish War" between rival factions of Irish rail workers was fought near Clarks Summit in 1850.

.....Dalton was first know as Bailey Hollow.

.....the first blast furnace was built in Old Forge.

.....the first white settlers in Lackawanna County settled in Taylor.

.....the first iron T-rails were built at the Lackawanna Furnace in Scranton.

.....the Scranton Lace Company was the first producer of Nottingham Lace in the nation.

.....the first county census was taken in 1880, indicating a population of 89,269.

.....Archbald was originally called "White Oak Run."

.....Mayfield was first known as Glendale.

.....Jessup has had several name changes. It was originally known as Saymour, then Mount Vernon, and then Winton before being named after the prominent Jessup family of Montrose.

....Dunmore was first called Bucktown.

.....the Carbondale Public Library, founded in 1875, is the oldest library in the county.

.....there was once a municipality called Lackawanna Township. Old Forge, Moosic, Taylor, and the 22nd and 26th wards of Scranton were created from it. The township disappeared from the map in 1950.

.....during World War I, Minooka (now part of Scranton) sent the largest number of volunteers to service of any community its size in the nation.

.....the first institution of higher education in northeastern Pennsylvania, the Madison Academy, was established in Waverly in 1844.

.....the first bridge over the Lackawanna River was built in 1772.

.....the first newspaper in Lackawanna County, the Northern Pennsylvania, was printed in 1833.

.....Thornhurst Township was known as Lehigh Township until 1996.

.....Elmhurst is one of only two townships totally within another township in Pennsylvania.

.....Benton Township has more lakes than any other community in the county.

.....Jefferson Township contains the highest elevation in the county (2,323 ft. above sea level).

.....the Susquehanna River in Ransom Township is the lowest elevation in the county (514 ft. above sea level).

.....Roaring Brook Township borders nine municipalities, giving it more neighbors than any other municipality.

.....Thornhurst Township saw the greatest growth in population in the county from 1990 to 2000, increasing from 487 to 798 or a 64.2% change.

.....Dalton Borough residents pay the highest combined county, local, and school real-estate taxes in the county, while residents of Carbondale, Greenfield, and Scott townships pay the lowest.

.....Abington Township has the highest percentage of residents with a bachelor's degree or higher (60%).

.....with only six-tenths of one square mile of land area, Clarks Green Borough is the smallest municipality in the county.

.....the Borough of Gouldsboro, once a part of Lackawanna County with a population of 76, was annexed to Lehigh Township in Wayne County in 1939.

....On average, Thornhurst Township residents drive the farthest to work with a mean travel time of 36.8 minutes per commute.

.....Elmhurst Township has the highest percentage of residents over 65 years of age (31.7%).

.....WEA Manufacturing in Olyphant, now Cinram, co-developed the first standardized DVD in 1995.

....sixteen days before the US entered World War I, Loretta Walsh of Olyphant became the first woman to enlist in the US Navy.

....."When You Wish Upon A Star" was written by Ned Washington of Scranton.

.....the Lackawanna River flows through or borders every municipality in the Lackawanna Valley, except one—Dunmore.

County Office Directory

Employees' Direct Extensions	963-6743	Lackawanna Coal Mine Tour	963-6413
Adult Probation	963-6876	Lackawanna Heritage Valley Authority	963-6730
Area Agency on Aging	963-6740	Law Library.....	963-6712
Assessor's	963-6728	Maintenance/Public Works	963-6763
Central Court	963-6436	Marriage License Bureau.....	963-6709
Chief of Staff	963-6800	Mental Health/Mental Retardation	346-5741
Children & Youth Services.....	963-6781	Office Services	963-6743
Clerk of Courts.....	963-6759	Orphans Court	963-6702
Clerk of Judicial Records-Civil.....	963-6723	Parks & Recreation.....	963-6764
Clerk of Judicial Records-Criminal	963-6759	Payroll	963-6743
Collector of Taxes/Single Tax Office.....	963-6756	Penn State Co-op Extension	963-6842
COLTS.....	346-2061	Personnel	963-6771
Community Affairs.....	963-6800	Planning Commission	963-6400
Comm & Econ Dev/Redevelopment Authority ..	963-6830	Press Office	963-6750
Conservation District.....	281-9495	Prison	963-6639
Controller	963-6726	Public Defender	963-6761
Coordinated Transportation	963-6795	Public Information	963-6711
Coroner.....	963-6100	Purchasing.....	963-6767
County Commissioners.....	963-6800	Rail Authority.....	963-6676
Court Administrator	963-6773	Recorder of Deeds	963-6775
Court Collections	963-6359	Recycling.....	963-2017
Court Reporters.....	963-6773	Recycling Center	963-6868
Credit Union	963-6871	Register of Wills	963-6702
Data Processing	963-6743	Retail Sales	963-6800
Day Care.....	963-6644	Revenue & Finance	963-6822
District Attorney.....	963-6717	Roads & Bridges	496-7733
Domestic Relations	963-6721	Scr/Lacka Human Development Agency	963-6836
Drug & Alcohol.....	963-6820	Seat Belt Safety	347-2358
Drug Court	496-1736	Sheriff	963-6719
Emergency Management	961-5511	Solicitor	963-6800
Emergency Services.....	963-6700	Stadium	969-2255
Health-Care Center.....	489-8611	Stadium Club.....	963-6441
Health & Welfare	342-2353	Strategic Planning	496-7762
Hotel/Personal Property Tax	963-6745	Tax Claim Bureau	963-6734
House Arrest.....	963-6329	Treasurer	963-6731
Housing Authority.....	342-7629	Trolley Museum	963-6590
Human Services	963-6790	Veterans Affairs.....	963-6778
Industrial Development	963-6829	Visitor/Convention Bureau	963-6363
Information Technology	963-6743	Visitors Center	496-1701
Juvenile Detention Center.....	963-6506	Voter Education & Registration	963-6737
Juvenile Probation	963-6887	West Nile Virus Monitoring	963-6764
		Womens Commission	963-6800
		Work Release Center.....	963-6509

