



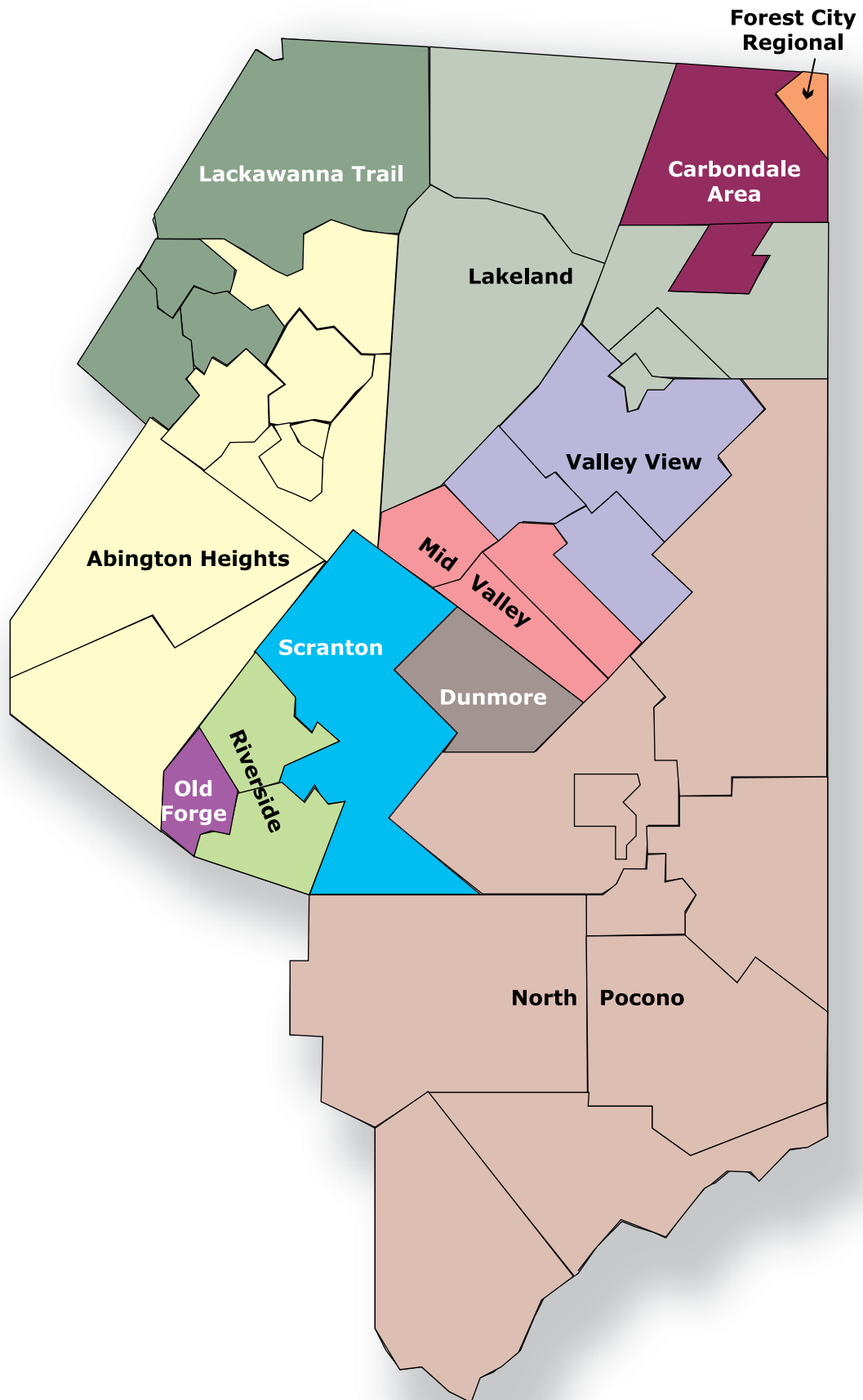
# SCHOOL LINES 2006

LACKAWANNA   
**WONDERFUL**  
LACKAWANNA COUNTY PENNSYLVANIA

School Districts, Private Schools  
Colleges & Universities



# SCHOOL DISTRICTS MAP

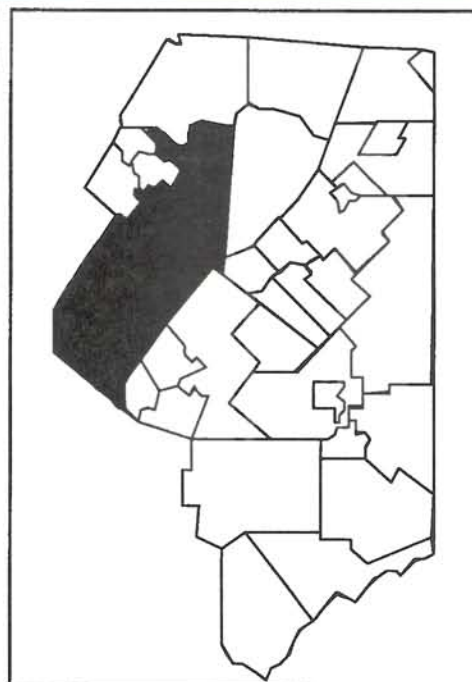




# ABINGTON HEIGHTS SCHOOL DISTRICT

**District Address:**  
200 East Grove Street  
Clarks Summit PA 18411

**Phone:** 586-2511  
**Fax:** 586-1756  
**Website:** www.ahsd.org



| Municipalities:       |                     | # of Schools: |
|-----------------------|---------------------|---------------|
| Abington Twp.         | North Abington Twp. | HS-1          |
| Clarks Green Borough  | Ransom Twp.         | MS-1          |
| Clarks Summit Borough | South Abington Twp. | ES-4          |
| Glenburn Twp.         |                     |               |
| Newton Twp.           |                     |               |

**Superintendent:** Michael Mahon

**Board of Education:** Cathy Ann Hardaway (P) Louise Brzuchalski  
Earl VanWert Jeanne Cadman  
Dr. Elvin LaCoe Jody DeRitter  
Ken Heron Warren Acker  
Michele Tierney

**Board Meeting:** 3rd Wednesday, 6:30 PM, at Admin Bldg

## DEMOGRAPHICS AND TAXES

**2004 Est. Population:** 23,698  
**% Pop. Econ. Disadv (03-04):** 8.6%  
**Square Miles:** 70.8  
**% Pop. w/ HS Degree:** 90.1%  
**Median Household Income:** \$91,993  
**Median Home Value:** \$140,920  
**% Single-Parent Households:** 5.2%  
**2005-06 Tax Millage:** 112.35  
**2006 Assessment Value:** \$214,912,317

## ENROLLMENT

**2005-06 Enrollment:** 3,676  
**Elementary Enrollment (K-6):** 1,815  
**Secondary Enrollment (7-12):** 1,861  
**12th Grade Enrollment:** 290  
**Kindergarten Enrollment:** 191  
**% Enrollment Ethnic Minority:** 4.5%  
**% Special Education Students (03-04):** 13%  
**% Gifted Students (03-04):** 4.8%  
**Average # Students per Grade (05-06):** 283  
**# Students Home Educated:** 36

## EDUCATIONAL STATISTICS

**Graduation Rate (04-05):** 97.1%  
**Dropouts (03-04):** 5  
**Dropout Rate (03-04):** 0.4%  
**% Graduates College Bound (03-04):** 89%  
**Average SAT Score (03-04):** 1047  
**% Reading Proficient (04-05):** 80.8%  
**% Math Proficient (04-05):** 82.2%  
**Attendance Rate (03-04):** 94.7%  
**Per Pupil Spending (03-04):** \$8,992

## STAFFING INFORMATION

**Administrators (03-04):** 8  
**Professional Staff (05-06):** 267  
**Support Staff (05-06):** 180  
**Average Teachers' Salary (04-05):** \$47,788  
**Average Years Teaching Experience: (03-04):** 18.3  
**Teacher/Student Ratio (03-04):** 16.4

**Special Note:**

# CARBONDALE AREA SCHOOL DISTRICT

**District Address:**  
101 Brooklyn Street  
Carbondale PA 18407

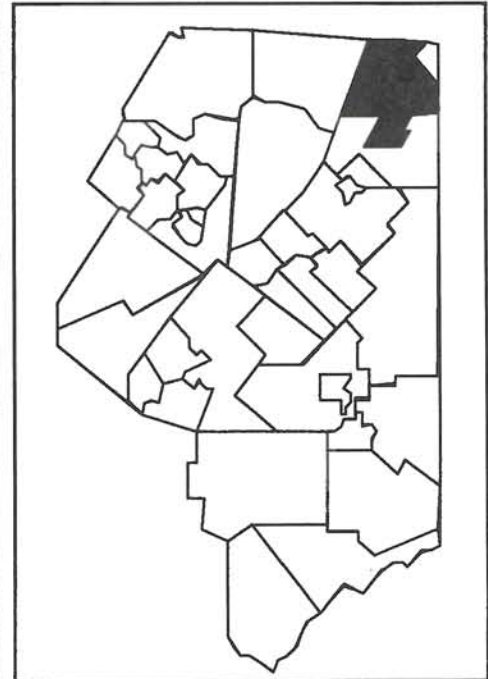
**Phone:** 282-2507  
**Fax:** 282-6988  
**Website:** gateway.ca.k12.pa.us

**Municipalities:**

Carbondale City  
Fell Twp.

**# of Schools:**

JSHS-1  
ES-1



**Superintendent:** Dr. Dominick Famularo

**Board of Education:** Tracey Andrews      Donna Potis  
                                 Jeffrey Arthur      Marcella Kaczmarcik  
                                 Patrick Gillott      Michael Rock  
                                 Joseph Caviston      Mary Ruddy (P)  
                                 Julie Kostiak

**Board Meeting:** 2nd Monday, 7 PM, high school auditorium

## DEMOGRAPHICS AND TAXES

**2004 Est. Population:** 11,718  
**% Pop. Econ. Disadv (03-04):** 44.9%  
**Square Miles:** 18.6  
**% Pop. w/ HS Degree:** 75.8%  
**Median Household Income:** \$47,592  
**Median Home Value:** \$69,491  
**% Single-Parent Households:** 11.4%  
**2005-06 Tax Millage:** 107.6  
**2006 Assessment Value:** \$54,637,438

## ENROLLMENT

**2005-06 Enrollment:** 1,465  
**Elementary Enrollment (K-6):** 724  
**Secondary Enrollment (7-12):** 741  
**12th Grade Enrollment:** 112  
**Kindergarten Enrollment:** 111  
**% Enrollment Ethnic Minority:** 4%  
**% Special Education Students (03-04):** 18.1%  
**% Gifted Students (03-04):** 1.9%  
**Average # Students per Grade (05-06):** 113  
**# Students Home Educated:** 6

## EDUCATIONAL STATISTICS

**Graduation Rate (04-05):** 94.9%  
**Dropouts (03-04):** 12  
**Dropout Rate (03-04):** 1.5%  
**% Graduates College Bound (03-04):** 68.8%  
**Average SAT Score (03-04):** 903  
**% Reading Proficient (04-05):** 62.2%  
**% Math Proficient (04-05):** 54%  
**Attendance Rate (03-04):** 92.6%  
**Per Pupil Spending (03-04):** \$9,271

## STAFFING INFORMATION

**Administrators (03-04):** 6  
**Professional Staff (05-06):** 105  
**Support Staff (05-06):** 50  
**Average Teachers' Salary (04-05):** \$47,649  
**Average Years Teaching Experience: (03-04):** 16.7  
**Teacher/Student Ratio (03-04):** 16.3

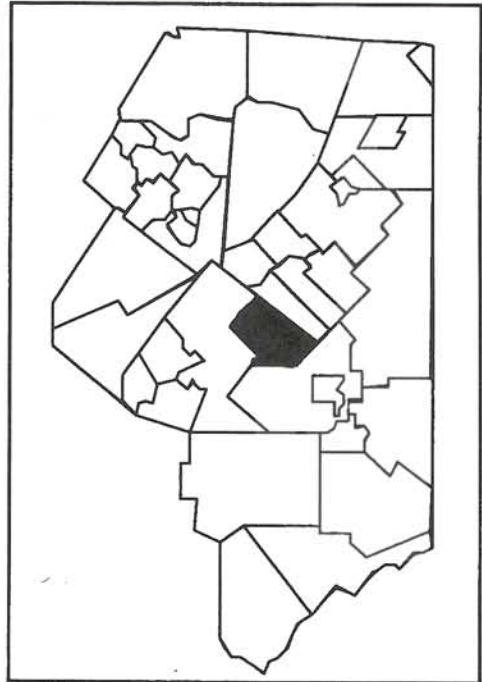
**Special Note:**

**District Address:**  
300 West Warren Street  
Dunmore PA 18512

**Phone:** 343-2110  
**Fax:** 343-1458  
**Website:** www.dunmoreshooldistrict.net

**Municipalities:**  
Dunmore Borough

**# of Schools:**  
HS-1  
MS-1  
ES-1



**Superintendent:** Richard McDonald

**Board of Education:** Mike Hallinan, Lisa Ross, Mike Butler, Robert Holtham, John Summa, George Kofel, John Farris, Joseph Muracco (P), Jim McHale

**Board Meeting:** 3rd Wednesday, 6:30 PM, board room

## DEMOGRAPHICS AND TAXES

**2004 Est. Population:** 13,672  
**% Pop. Econ. Disadv (03-04):** 20%  
**Square Miles:** 8.8  
**% Pop. w/ HS Degree:** 81.5%  
**Median Household Income:** \$56,675  
**Median Home Value:** %100,203  
**% Single-Parent Households:** 7.3%  
**2005-06 Tax Millage:** 96.55  
**2006 Assessment Value:** \$85,663,799

## ENROLLMENT

**2005-06 Enrollment:** 1,675  
**Elementary Enrollment (K-6):** 820  
**Secondary Enrollment (7-12):** 855  
**12th Grade Enrollment:** 110  
**Kindergarten Enrollment:** 98  
**% Enrollment Ethnic Minority:** 3.6%  
**% Special Education Students (03-04):** 12.8%  
**% Gifted Students (03-04):** 1.7%  
**Average # Students per Grade (05-06):** 129  
**# Students Home Educated:** 6

## EDUCATIONAL STATISTICS

**Graduation Rate (04-05):** 93.1%  
**Dropouts (03-04):** 6  
**Dropout Rate (03-04):** 1.1%  
**% Graduates College Bound (03-04):** 83.6%  
**Average SAT Score (03-04):** 940  
**% Reading Proficient (04-05):** 74%  
**% Math Proficient (04-05):** 70.4%  
**Attendance Rate (03-04):** 94.4%  
**Per Pupil Spending (03-04):** \$8,235

## STAFFING INFORMATION

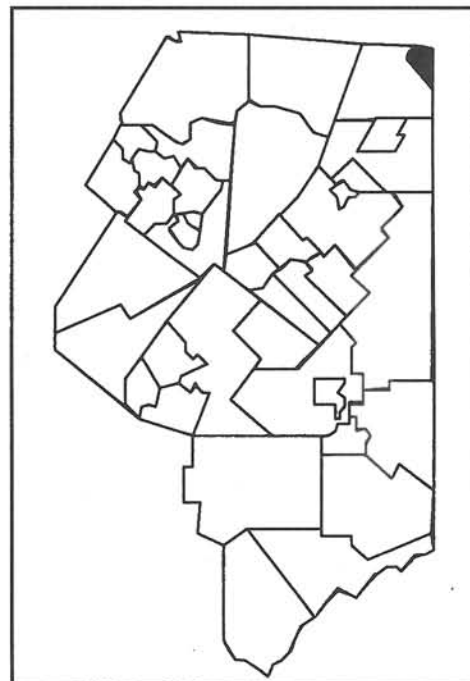
**Administrators (03-04):** 5  
**Professional Staff (05-06):** 115  
**Support Staff (05-06):** 35  
**Average Teachers' Salary (04-05):** \$50,270  
**Average Years Teaching Experience: (03-04):** 16.8  
**Teacher/Student Ratio (03-04):** 18.3

**Special Note:**

# FOREST CITY REGIONAL SCHOOL DISTRICT

**District Address:**  
100 Susquehanna Street  
Forest City PA 18421

**Phone:** 785-2400  
**Fax:** 785-9557  
**Website:** www.fcrsd.org



**Municipalities:**

Vandling Borough  
Mount Pleasant Twp. (Wayne Co)  
Clinton Twp. Dist 2 (Wayne Co)  
Forest City Borough (Susq Co)  
Herrick Twp. (Susq Co)

Union Dale Borough (Susq Co)

**# of Schools:**

JSHS-1  
ES-1

**Superintendent:** Dr. Robert J. Vadella

**Board of Education:** Lorne Powell  
Dr. Michael Sterchak  
Rita Lowry  
Al Dyno  
Mary Emmett  
Fred Garm  
Dr. Henry Nebzydoski (P)  
Margaret Schwartz  
Thomas Heller

**Board Meeting:** 2nd Monday, 7 PM, high school library

## DEMOGRAPHICS AND TAXES

**2004 Est. Population:** 5,719  
**% Pop. Econ. Disadv (03-04):** 31.4%  
**Square Miles:** 87.82  
**% Pop. w/ HS Degree:** 77.5%  
**Median Household Income:** \$53,619  
**Median Home Value:** \$83,827  
**% Single-Parent Households:** 8%  
**2005-06 Tax Millage:** 70.9  
**2006 Assessment Value:** \$4,676,838

## ENROLLMENT

**2005-06 Enrollment:** 972  
**Elementary Enrollment (K-6):** 451  
**Secondary Enrollment (7-12):** 521  
**12th Grade Enrollment:** 66  
**Kindergarten Enrollment:** 58  
**% Enrollment Ethnic Minority:** 3%  
**% Special Education Students (03-04):** 20.2%  
**% Gifted Students (03-04):** 1.2%  
**Average # Students per Grade (05-06):** 75  
**# Students Home Educated:** 13

## EDUCATIONAL STATISTICS

**Graduation Rate (04-05):** 78.3%  
**Dropouts (03-04):** 8  
**Dropout Rate (03-04):** 1.8%  
**% Graduates College Bound (03-04):** 70.2%  
**Average SAT Score (03-04):** 966  
**% Reading Proficient (04-05):** 65.4%  
**% Math Proficient (04-05):** 57.5%  
**Attendance Rate (03-04):** 94.4%  
**Per Pupil Spending (03-04):** \$8,676

## STAFFING INFORMATION

**Administrators (03-04):** 4  
**Professional Staff (05-06):** 88  
**Support Staff (05-06):** 47  
**Average Teachers' Salary (04-05):** \$48,855  
**Average Years Teaching Experience: (03-04):** 16.3  
**Teacher/Student Ratio (03-04):** 13.4

**Special Note:** Tax Millage and Assessment Value information are for the Lackawanna County portion of the district only.



# LACKAWANNA TRAIL SCHOOL DISTRICT

**District Address:**  
PO Box 85  
Factoryville PA 18419

**Phone:** 945-5184  
**Fax:** 945-3154  
**Website:** www.ltsd.org

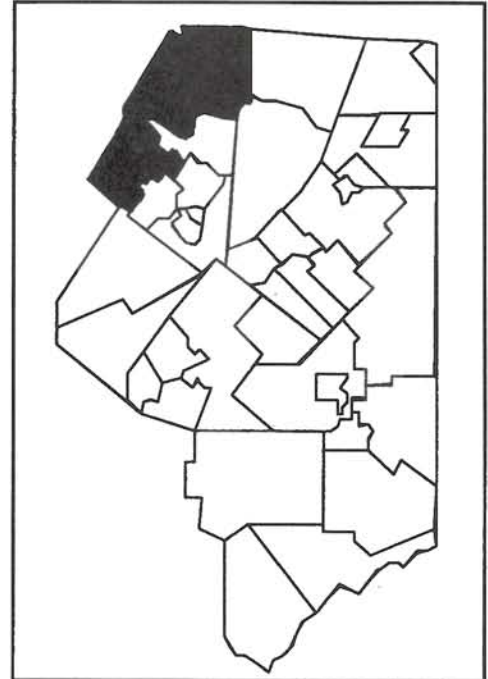
**Municipalities:**

Benton Twp.  
Dalton Borough  
LaPlume Twp.  
West Abington Twp.  
Clinton Twp. (Wyo Co)

Factoryville Borough (Wyo Co)  
Nicholson Borough (Wyo Co)  
Nicholson Twp. (Wyo Co)

**# of Schools:**

JSHS-1  
ES-1



**Superintendent:** Robert M. Jurbala

**Board of Education:** Ned Clarke Daniel Naylor (P)  
Kimberly Saxton Joseph Ross  
Linda Koelsch Frank Tylutki  
Judy Johnson Jacque Petherick  
Jane Richards

**Board Meeting:** 3rd Monday, 7:30 PM, board room

## DEMOGRAPHICS AND TAXES

**2004 Est. Population:** 8,549  
**% Pop. Econ. Disadv (03-04):** 29.3%  
**Square Miles:** 73.1  
**% Pop. w/ HS Degree:** 85.8%  
**Median Household Income:** \$69,678  
**Median Home Value:** \$103,736  
**% Single-Parent Households:** 7.9%  
**2005-06 Tax Millage:** 108.3  
**2006 Assessment Value:** \$29,604,226

## ENROLLMENT

**2005-06 Enrollment:** 1,323  
**Elementary Enrollment (K-6):** 634  
**Secondary Enrollment (7-12):** 689  
**12th Grade Enrollment:** 113  
**Kindergarten Enrollment:** 89  
**% Enrollment Ethnic Minority:** 1.8%  
**% Special Education Students (03-04):** 17.6%  
**% Gifted Students (03-04):** 1.6%  
**Average # Students per Grade (05-06):** 102  
**# Students Home Educated:** 23

## EDUCATIONAL STATISTICS

**Graduation Rate (04-05):** 88.8%  
**Dropouts (03-04):** 15  
**Dropout Rate (03-04):** 2.1%  
**% Graduates College Bound (03-04):** 71.8%  
**Average SAT Score (03-04):** 976  
**% Reading Proficient (04-05):** 67.2%  
**% Math Proficient (04-05):** 55.6%  
**Attendance Rate (03-04):** 94.2%  
**Per Pupil Spending (03-04):** \$9,760

## STAFFING INFORMATION

**Administrators (03-04):** 5  
**Professional Staff (05-06):** 104  
**Support Staff (05-06):** 70  
**Average Teachers' Salary (04-05):** \$53,274  
**Average Years Teaching Experience: (03-04):** 15.5  
**Teacher/Student Ratio (03-04):** 14.4

**Special Note:** Tax Millage and Assessment Value information are for the Lackawanna County portion of the district only.

# LAKELAND SCHOOL DISTRICT

**District Address:**  
1593 Lakeland Drive  
Jermyn PA 18433

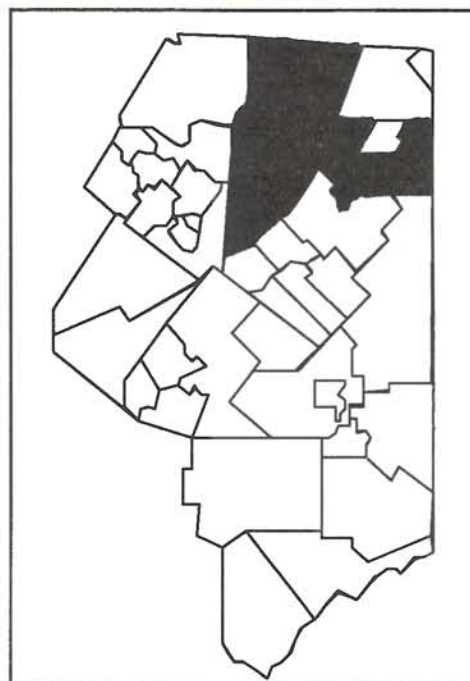
**Phone:** 254-9485  
**Fax:** 254-9224  
**Website:** www.lakelandsd.org

**Municipalities:**

Carbondale Twp.  
Greenfield Twp.  
Jermyn Borough  
Mayfield Borough  
Scott Twp.

**# of Schools:**

JSHS-1  
ES-2



**Superintendent:** Dr. Margaret Billings-Jones

**Board of Education:** Thomas Evans      Edward Lubash  
John Brennan                                  Albert Mushel  
Anthony Carito (P)                          Richard Koruszkco  
Michael Costa                                  John Uram  
Paul Lemoncelli

**Board Meeting:** 3rd Wednesday, 8 PM, alternating between Scott and Mayfield ES

## DEMOGRAPHICS AND TAXES

**2004 Est. Population:** 12,029  
**% Pop. Econ. Disadv (03-04):** 20%  
**Square Miles:** 66.1  
**% Pop. w/ HS Degree:** 82.6%  
**Median Household Income:** \$64,453  
**Median Home Value:** \$101,976  
**% Single-Parent Households:** 6.6%  
**2005-06 Tax Millage:** 68  
**2006 Assessment Value:** \$81,770,976

## ENROLLMENT

**2005-06 Enrollment:** 1,610  
**Elementary Enrollment (K-6):** 792  
**Secondary Enrollment (7-12):** 818  
**12th Grade Enrollment:** 151  
**Kindergarten Enrollment:** 110  
**% Enrollment Ethnic Minority:** 2.4%  
**% Special Education Students (03-04):** 12.5%  
**% Gifted Students (03-04):** 2.3%  
**Average # Students per Grade (05-06):** 124  
**# Students Home Educated:** 19

## EDUCATIONAL STATISTICS

**Graduation Rate (04-05):** 93.7%  
**Dropouts (03-04):** 2  
**Dropout Rate (03-04):** 0.2%  
**% Graduates College Bound (03-04):** 72.9%  
**Average SAT Score (03-04):** 928  
**% Reading Proficient (04-05):** 71.2%  
**% Math Proficient (04-05):** 53.9%  
**Attendance Rate (03-04):** 93.3%  
**Per Pupil Spending (03-04):** \$7,659

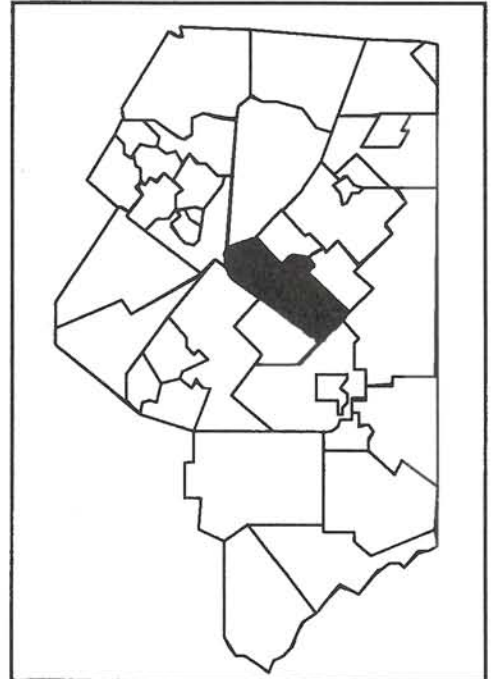
## STAFFING INFORMATION

**Administrators (03-04):** 5  
**Professional Staff (05-06):** 114  
**Support Staff (05-06):** 47  
**Average Teachers' Salary (04-05):** \$50,416  
**Average Years Teaching Experience (03-04):** 20.9  
**Teacher/Student Ratio (03-04):** 18.1

**Special Note:**

**District Address:**  
52 Underwood Road  
Throop PA 18512

**Phone:** 307-1150  
**Fax:** 307-1107  
**Website:** www.mvsvd.us



**Municipalities:**

Dickson City Borough  
Olyphant Borough  
Throop Borough

**# of Schools:**

JSHS-1  
ES-1

**Superintendent:** Dr. Joseph G. Crotti

**Board of Education:** Lisa Rovinsky      Robert Cabets (P)  
Kenneth Novack      Eric Pusey  
Eileen Evanina      Thomas Logan  
Deborah Shevchik      Jerry Barone  
John Gilgallon

**Board Meeting:** 3rd Wednesday, 7:30 PM, high school auditorium

## DEMOGRAPHICS AND TAXES

**2004 Est. Population:** 14,848  
**% Pop. Econ. Disadv (03-04):** 29.5%  
**Square Miles:** 15.2  
**% Pop. w/ HS Degree:** 92.9%  
**Median Household Income:** \$54,880  
**Median Home Value:** \$85,761  
**% Single-Parent Households:** 7.7%  
**2005-06 Tax Millage:** 72  
**2006 Assessment Value:** \$127,713,617

## ENROLLMENT

**2005-06 Enrollment:** 1,659  
**Elementary Enrollment (K-6):** 870  
**Secondary Enrollment (7-12):** 789  
**12th Grade Enrollment:** 129  
**Kindergarten Enrollment:** 119  
**% Enrollment Ethnic Minority:** 4.5%  
**% Special Education Students (03-04):** 17.7%  
**% Gifted Students (03-04):** 2.4%  
**Average # Students per Grade (05-06):** 128  
**# Students Home Educated:** 11

## EDUCATIONAL STATISTICS

**Graduation Rate (04-05):** 92.9%  
**Dropouts (03-04):** 8  
**Dropout Rate (03-04):** 1.1%  
**% Graduates College Bound (03-04):** 71.2%  
**Average SAT Score (03-04):** 983  
**% Reading Proficient (04-05):** 58.3%  
**% Math Proficient (04-05):** 60.3%  
**Attendance Rate (03-04):** 94%  
**Per Pupil Spending (03-04):** \$9,014

## STAFFING INFORMATION

**Administrators (03-04):** 6  
**Professional Staff (05-06):** 126  
**Support Staff (05-06):** 49  
**Average Teachers' Salary (04-05):** \$44,796  
**Average Years Teaching Experience: (03-04):** 15.9  
**Teacher/Student Ratio (03-04):** 15.4

**Special Note:**

# NORTH POCONO SCHOOL DISTRICT

**District Address:**  
701 Church Street  
Moscow PA 18444

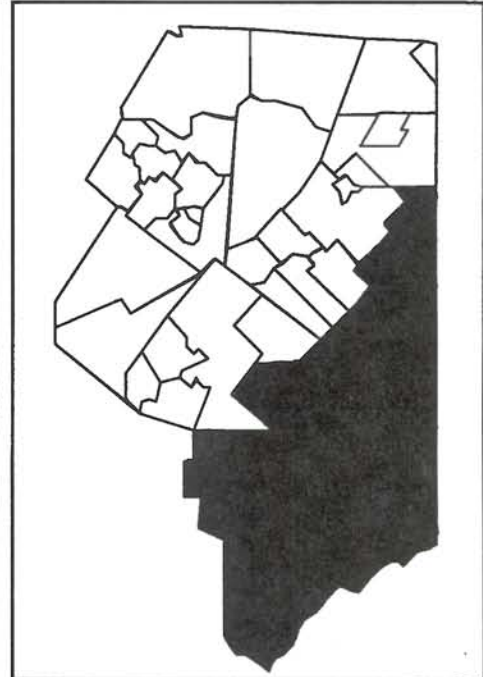
**Phone:** 842-7659  
**Fax:** 842-0886  
**Website:** www.npsd.net

**Municipalities:**

Clifton Twp.            Moscow Borough  
Covington Twp.        Roaring Brook Twp.  
Elmhurst Twp.         Springbrook Twp.  
Jefferson Twp.        Thornhurst Twp.  
Madison Twp.         Lehigh Twp. (Wayne Co)

**# of Schools:**

HS-1  
MS-1  
ES-3



**Superintendent:** Dr. Louis V. DeFazio

**Board of Education:** Joseph Bochicchio    William Sebring  
                                 Jennie Balton            Gary Sowinski  
                                 Diane Croom            Mary Bogart  
                                 James Blumer (P)      Angela Cobb  
                                 Joseph Cummings

**Board Meeting:** 2nd Wednesday, 7:30 PM, high school auditorium

## DEMOGRAPHICS AND TAXES

**2004 Est. Population:** 18,732  
**% Pop. Econ. Disadv (03-04):** 24.1%  
**Square Miles:** 191  
**% Pop. w/ HS Degree:** 84.4%  
**Median Household Income:** \$75,088  
**Median Home Value:** \$116,266  
**% Single-Parent Households:** 8.2%  
**2005-06 Tax Millage:** 86.3  
**2006 Assessment Value:** \$169,155,903

## ENROLLMENT

**2005-06 Enrollment:** 3,236  
**Elementary Enrollment (K-6):** 1,652  
**Secondary Enrollment (7-12):** 1,584  
**12th Grade Enrollment:** 245  
**Kindergarten Enrollment:** 202  
**% Enrollment Ethnic Minority:**  
**% Special Education Students (03-04):** 10.8%  
**% Gifted Students (03-04):** 1%  
**Average # Students per Grade (05-06):** 249  
**# Students Home Educated:**

## EDUCATIONAL STATISTICS

**Graduation Rate (04-05):** 95.3%  
**Dropouts (03-04):** 21  
**Dropout Rate (03-04):** 1.9%  
**% Graduates College Bound (03-04):** 79.8%  
**Average SAT Score (03-04):** 976  
**% Reading Proficient (04-05):** 75.2%  
**% Math Proficient (04-05):** 60.9%  
**Attendance Rate (03-04):** 93.9%  
**Per Pupil Spending (03-04):** \$8,408

## STAFFING INFORMATION

**Administrators (03-04):** 9  
**Professional Staff (05-06):** 240  
**Support Staff (05-06):** 100  
**Average Teachers' Salary (04-05):** \$56,243  
**Average Years Teaching Experience: (03-04):** 19.5  
**Teacher/Student Ratio (03-04):** 16.6

**Special Note:** Tax Millage and Assessment Value information do not include Lehigh Township, Wayne County.

# OLD FORGE SCHOOL DISTRICT

**District Address:**  
300 Marion Street  
Old Forge PA 18518

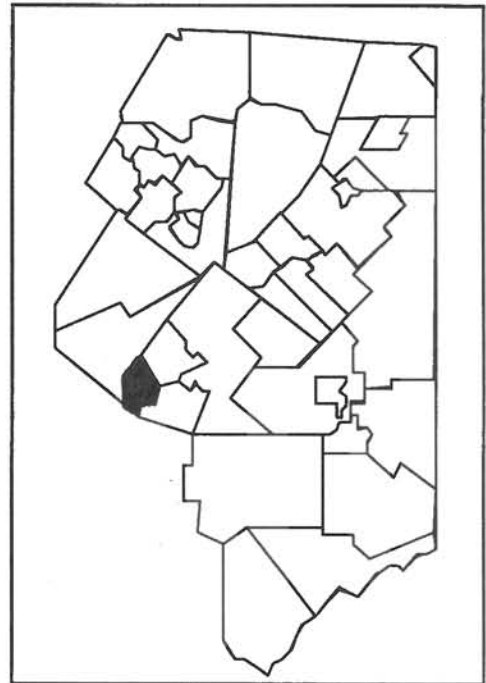
**Phone:** 457-6721  
**Fax:** 457-8389  
**Website:** www.ofsd.cc

**Municipalities:**

Old Forge Borough

**# of Schools:**

HS-1  
ES-1



**Superintendent:** Dr. Gene A. Camoni

**Board of Education:** George Yescavage      Frank Scavo (P)  
  John Guida                          Eugene Talerico  
  Arthur Lucarelli                Michael Zupon  
  Kimberly Bucari                Patrick Aulisio  
  John Gatto

**Board Meeting:** 3rd Wednesday, 7 PM, high school LGI room

## DEMOGRAPHICS AND TAXES

**2004 Est. Population:** 8,578  
**% Pop. Econ. Disadv (03-04):** 23.8%  
**Square Miles:** 3.4  
**% Pop. w/ HS Degree:** 78.8%  
**Median Household Income:** \$60,408  
**Median Home Value:** \$92,287  
**% Single-Parent Households:** 7.2%  
**2005-06 Tax Millage:** 92  
**2006 Assessment Value:** \$49,162,141

## ENROLLMENT

**2005-06 Enrollment:** 931  
**Elementary Enrollment (K-6):** 467  
**Secondary Enrollment (7-12):** 464  
**12th Grade Enrollment:** 75  
**Kindergarten Enrollment:** 72  
**% Enrollment Ethnic Minority:** 4%  
**% Special Education Students (03-04):** 13.8%  
**% Gifted Students (03-04):** 2.3%  
**Average # Students per Grade (05-06):** 72  
**# Students Home Educated:** 4

## EDUCATIONAL STATISTICS

**Graduation Rate (04-05):** 94.2%  
**Dropouts (03-04):** 4  
**Dropout Rate (03-04):** 0.8%  
**% Graduates College Bound (03-04):** 78.5%  
**Average SAT Score (03-04):** 882  
**% Reading Proficient (04-05):** 79.1%  
**% Math Proficient (04-05):** 79.2%  
**Attendance Rate (03-04):** 93.6%  
**Per Pupil Spending (03-04):** \$8,229

## STAFFING INFORMATION

**Administrators (03-04):** 4  
**Professional Staff (05-06):** 71  
**Support Staff (05-06):** 30  
**Average Teachers' Salary (04-05):** \$48,182  
**Average Years Teaching Experience: (03-04):** 19.1  
**Teacher/Student Ratio (03-04):** 16

**Special Note:**

# RIVERSIDE SCHOOL DISTRICT

**District Address:**

300 Davis Street  
Taylor PA 18517

**Phone:** 562-2121

**Fax:** 562-3205

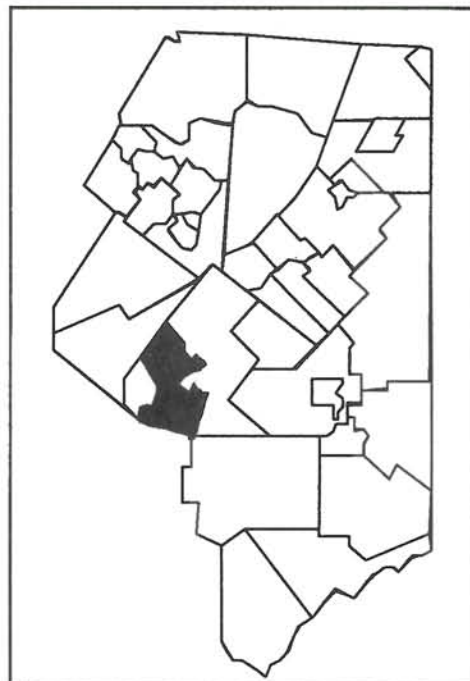
**Website:** www.riversidesd.com

**Municipalities:**

Moosic Borough  
Taylor Borough

**# of Schools:**

JSHS-1  
ES-2



**Superintendent:** Salvatore F. Luzio, Sr.

**Board of Education:** George Bieber      Perina Janeski  
Thomas Harrison      Michael Duda  
Jocelyn Kreig      Linda Joyce  
Carol Armstrong (P)      Barbara Fedor  
James Schiavo

**Board Meeting:** 2nd Monday, 7:30 PM, high school library

## DEMOGRAPHICS AND TAXES

**2004 Est. Population:** 11,968  
**% Pop. Econ. Disadv (03-04):** 30.9%  
**Square Miles:** 11.8  
**% Pop. w/ HS Degree:** 73.9%  
**Median Household Income:** \$59,874  
**Median Home Value:** \$88,483  
**% Single-Parent Households:** 8.9%  
**2005-06 Tax Millage:** 95.82  
**2006 Assessment Value:** \$103,250,098

## ENROLLMENT

**2005-06 Enrollment:** 1,509  
**Elementary Enrollment (K-6):** 720  
**Secondary Enrollment (7-12):** 789  
**12th Grade Enrollment:** 130  
**Kindergarten Enrollment:** 107  
**% Enrollment Ethnic Minority:** 3.7%  
**% Special Education Students (03-04):** 15.9%  
**% Gifted Students (03-04):** 0.9%  
**Average # Students per Grade (05-06):** 116  
**# Students Home Educated:** 3

## EDUCATIONAL STATISTICS

**Graduation Rate (04-05):** 86.7%  
**Dropouts (03-04):** 9  
**Dropout Rate (03-04):** 1.2%  
**% Graduates College Bound (03-04):** 68.4%  
**Average SAT Score (03-04):** 916  
**% Reading Proficient (04-05):** 63.1%  
**% Math Proficient (04-05):** 61%  
**Attendance Rate (03-04):** 94.8%  
**Per Pupil Spending (03-04):** \$9,962

## STAFFING INFORMATION

**Administrators (03-04):** 6  
**Professional Staff (05-06):** 130  
**Support Staff (05-06):** 60  
**Average Teachers' Salary (04-05):** \$52,826  
**Average Years Teaching Experience: (03-04):** 19.6  
**Teacher/Student Ratio (03-04):** 14.6

**Special Note:**

**District Address:**  
425 N. Washington Avenue  
Scranton PA 18503

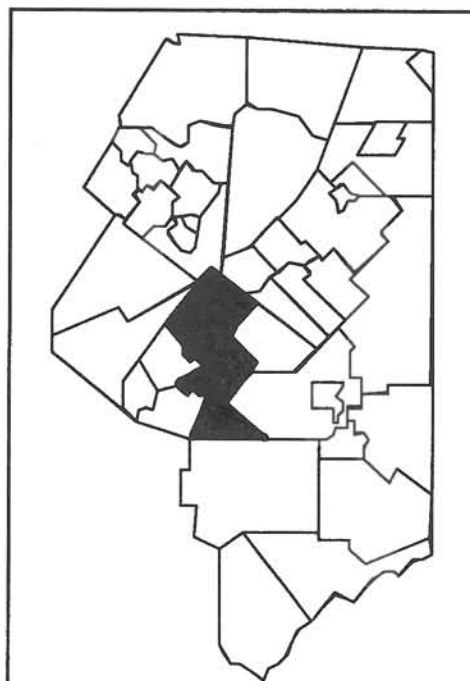
**Phone:** 348-3408  
**Fax:** 348-3563  
**Website:** www.scrsd.org

**Municipalities:**

Scranton City

**# of Schools:**

HS-2  
IS-3  
ES-13



**Superintendent:** Michael M. Sheridan

**Board of Education:** Susan Patte  
Todd Hartman  
Joseph Garvey  
Thomas Gilbride  
Brian Jeffers (P)

Frank Brazill  
Todd O'Malley  
Kathleen McGuigan  
Robert Lesh

**Board Meeting:** 1st Monday, 7:15 PM, Admin Bldg

## DEMOGRAPHICS AND TAXES

**2004 Est. Population:** 73,928  
**% Pop. Econ. Disadv (03-04):** 60.8%  
**Square Miles:** 25.4  
**% Pop. w/ HS Degree:** 75.6%  
**Median Household Income:** \$49,140  
**Median Home Value:** \$79,148  
**% Single-Parent Households:** 10.3%  
**2005-06 Tax Millage:** 92.15  
**2006 Assessment Value:** \$389,533,314

## ENROLLMENT

**2005-06 Enrollment:** 9,766  
**Elementary Enrollment (K-6):** 5,396  
**Secondary Enrollment (7-12):** 3,841  
**12th Grade Enrollment:** 750  
**Kindergarten Enrollment:** 1,229  
**% Enrollment Ethnic Minority:** 19.3%  
**% Special Education Students (03-04):** 17.9%  
**% Gifted Students (03-04):** 2.9%  
**Average # Students per Grade (05-06):** 75.1  
**# Students Home Educated:** 49

## EDUCATIONAL STATISTICS

**Graduation Rate (04-05):** 83.4%  
**Dropouts (03-04):** 153  
**Dropout Rate (03-04):** 3.6%  
**% Graduates College Bound (03-04):** 67.2%  
**Average SAT Score (03-04):** 963  
**% Reading Proficient (04-05):** 73.1%  
**% Math Proficient (04-05):** 71.1%  
**Attendance Rate (03-04):** 93.7%  
**Per Pupil Spending (03-04):** \$9,379

## STAFFING INFORMATION

**Administrators (03-04):** 28  
**Professional Staff (05-06):** 730  
**Support Staff (05-06):** 334  
**Average Teachers' Salary (04-05):** \$54,181  
**Average Years Teaching Experience: (03-04):** 17.6  
**Teacher/Student Ratio (03-04):** 14.1

**Special Note:** Kindergarten Enrollment included 3- and 4-year old preschool students.

# VALLEY VIEW SCHOOL DISTRICT

**District Address:**  
1 Columbus Drive  
Archbald PA 18403

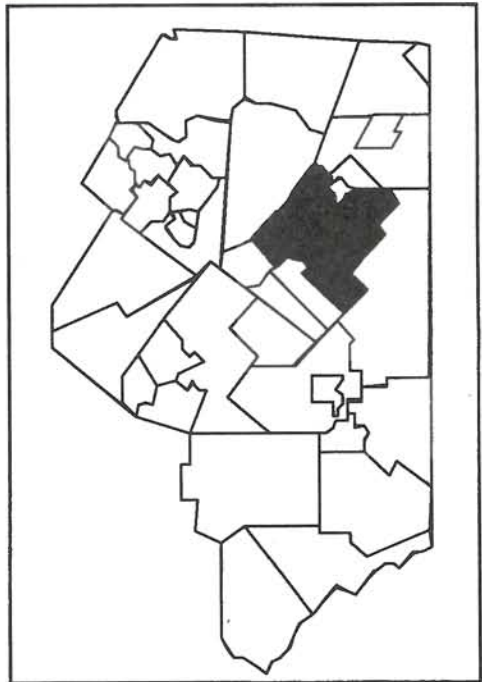
**Phone:** 876-5080  
**Fax:** 876-6365  
**Website:** www.valleyviewsd.org

**Municipalities:**

Archbald Borough  
Blakely Borough  
Jessup Borough

**# of Schools:**

HS-1  
MS-1  
IS-1  
ES-1



**Superintendent:** Joseph M. Daley

**Board of Education:** Barry Lupini      Tom Owen  
   Anthony Calvario      David Burak  
   Maggie Lund (P)      Robert Munley  
   James Murphy      Joseph Buckshon, Jr.  
   Ellen Nielsen

**Board Meeting:** 3rd Monday, 7:30 PM, high school library

## DEMOGRAPHICS AND TAXES

**2004 Est. Population:** 17,715  
**% Pop. Econ. Disadv (03-04):** 17.9%  
**Square Miles:** 27.4  
**% Pop. w/ HS Degree:** 81.5%  
**Median Household Income:** \$61,505  
**Median Home Value:** \$90,910  
**% Single-Parent Households:** 7.3%  
**2005-06 Tax Millage:** 95.5  
**2006 Assessment Value:** \$108,942,406

## ENROLLMENT

**2005-06 Enrollment:** 2,596  
**Elementary Enrollment (K-6):** 1,353  
**Secondary Enrollment (7-12):** 1,243  
**12th Grade Enrollment:** 191  
**Kindergarten Enrollment:** 160  
**% Enrollment Ethnic Minority:** 2.6%  
**% Special Education Students (03-04):** 13.1%  
**% Gifted Students (03-04):** 3.6%  
**Average # Students per Grade (05-06):** 200  
**# Students Home Educated:** 3

## EDUCATIONAL STATISTICS

**Graduation Rate (04-05):** 92.4%  
**Dropouts (03-04):** 12  
**Dropout Rate (03-04):** 1%  
**% Graduates College Bound (03-04):** 64.8%  
**Average SAT Score (03-04):** 948  
**% Reading Proficient (04-05):** 71.4%  
**% Math Proficient (04-05):** 66.2%  
**Attendance Rate (03-04):** 94.8%  
**Per Pupil Spending (03-04):** \$7,323

## STAFFING INFORMATION

**Administrators (03-04):** 8  
**Professional Staff (05-06):** 183  
**Support Staff (05-06):** 61  
**Average Teachers' Salary (04-05):** \$45,326  
**Average Years Teaching Experience: (03-04):** 15.2  
**Teacher/Student Ratio (03-04):** 16.5

**Special Note:**



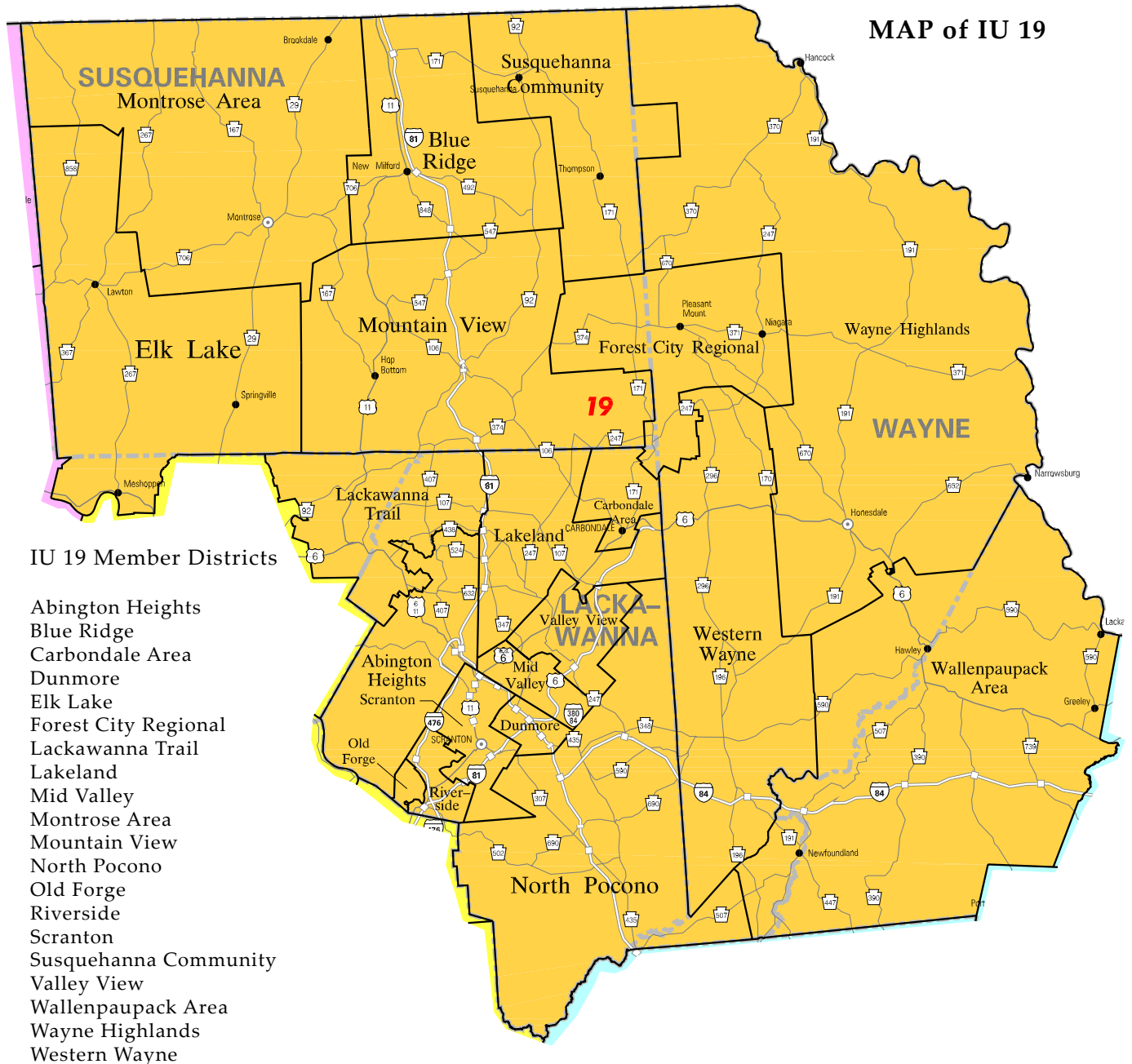
# NORTHEASTERN EDUCATIONAL IU 19

The Northeastern Educational Intermediate Unit 19 serves Lackawanna County schools. Pennsylvania's 29 Intermediate Units are regional education service agencies charged with providing programs and services to public and private schools. All IUs provide curriculum and instructional support, professional development, technology services and operate educational programs such as special and alternative education on a regional basis.

IUs are governed by boards of directors composed of school board members from member school districts. IUs are supported by member school districts, state funds, and Federal grants.

Dr. Fred R. Rosetti  
Executive Director

Website: [ns.neiu.k12.pa.us](http://ns.neiu.k12.pa.us)



# ENROLLMENT TRENDS & PROJECTIONS

## Enrollment Trends for the past 5 school years:

| School District        | 01-02         | 02-03         | 03-04         | 04-05         | 05-06         | Change +/-   |
|------------------------|---------------|---------------|---------------|---------------|---------------|--------------|
| Abington Heights       | 3650          | 3641          | 3667          | 3676          | 3676          | + 26         |
| Carbondale Area        | 1592          | 1507          | 1475          | 1443          | 1465          | - 127        |
| Dunmore                | 1654          | 1691          | 1715          | 1713          | 1675          | + 21         |
| *Forest City Regional  | 903           | 930           | 886           | 911           | 972           | + 69         |
| *Lackawanna Trail      | 1437          | 1421          | 1364          | 1356          | 1323          | - 114        |
| Lakeland               | 1707          | 1774          | 1697          | 1705          | 1610          | - 93         |
| Mid Valley             | 1570          | 1568          | 1538          | 1616          | 1659          | + 89         |
| North Pocono           | 3314          | 3274          | 3249          | 3236          | 3236          | - 78         |
| Old Forge              | 984           | 965           | 997           | 931           | 931           | - 53         |
| Riverside              | 1537          | 1496          | 1481          | 1481          | 1509          | - 28         |
| Scranton               | 9079          | 9212          | 9276          | 9328          | 9766          | + 687        |
| Valley View            | 2614          | 2663          | 2594          | 2594          | 2596          | - 18         |
| <b>*Lackawanna Co.</b> | <b>27,701</b> | <b>27,790</b> | <b>27,689</b> | <b>27,723</b> | <b>28,123</b> | <b>+ 422</b> |

## Enrollment Trends & Projections 1985-2015 (ten-year intervals):

| School District        | 1985          | 1995          | 2005          | 2015          | Change +/-     |
|------------------------|---------------|---------------|---------------|---------------|----------------|
| Abington Heights       | 3363          | 3566          | 3676          | 3790          | + 397          |
| Carbondale Area        | 1697          | 1677          | 1443          | 1023          | - 674          |
| Dunmore                | 1599          | 1684          | 1713          | 1946          | + 347          |
| *Forest City Regional  | 806           | 911           | 911           | 1001          | + 195          |
| *Lackawanna Trail      | 1355          | 1406          | 1356          | 976           | - 379          |
| Lakeland               | 1863          | 1669          | 1705          | 1421          | - 442          |
| Mid Valley             | 1641          | 1682          | 1616          | 1657          | + 16           |
| North Pocono           | 3030          | 3294          | 3236          | 2914          | - 116          |
| Old Forge              | 1054          | 959           | 931           | 734           | - 320          |
| Riverside              | 1835          | 1567          | 1481          | 1406          | - 429          |
| Scranton               | 9821          | 8849          | 9328          | 8841          | - 980          |
| Valley View            | 2346          | 2369          | 2594          | 2154          | - 192          |
| <b>*Lackawanna Co.</b> | <b>28,249</b> | <b>27,316</b> | <b>27,723</b> | <b>25,886</b> | <b>- 2,363</b> |

\*Total county figures do NOT include enrollments for the Forest City Regional and Lackawanna Trail School Districts. These districts are only partially located in Lackawanna County, and their school buildings are located in Susquehanna and Wyoming Counties, respectively.

## Abington Heights School District

**Clarks Summit Elementary School**  
401 West Grove Street  
Clarks Summit, PA 18411  
585-7300  
Enrollment: 387, K-4

**Newton/Ransom Elementary School**  
1549 Newton/Ransom Blvd.  
Clarks Summit, PA 18411  
585-8300  
Enrollment: 260, K-4

**South Abington Elementary School**  
640 Northern Boulevard  
Chinchilla, PA 18410  
585-2100  
Enrollment: 313, K-4

**Waverly Elementary School**  
103 Waverly Road  
Waverly, PA 18471  
585-6300  
Enrollment: 272, K-4

**Abington Heights Middle School**  
1555 Newton/Ransom Blvd.  
Clarks Summit, PA 18411  
585-4300  
Enrollment: 1206, 5-8

**Abington Heights High School**  
222 Noble Road  
Clarks Summit, PA 18411  
585-5300  
Enrollment: 1261, 9-12

## Carbondale Area School District

**Carbondale Area Elementary School**  
103 Brooklyn Street  
Carbondale, PA 18407  
282-5656  
Enrollment: 724, K-6

**Carbondale Area Jr./Sr. High School**  
101 Brooklyn Street  
Carbondale, PA 18407  
282-4500  
Enrollment: 741, 7-12

## Dunmore School District

**Dunmore Elementary Center**  
300 West Warren Street  
Dunmore, PA 18512  
347-6794  
Enrollment: 820, K-6

**Dunmore Middle School**  
300 West Warren Street  
Dunmore, PA 18512  
346-2043  
Enrollment: 310, 7-8

**Dunmore High School**  
300 West Warren Street  
Dunmore, PA 18512  
346-2043  
Enrollment: 544, 9-12

## Fell Charter School (Independent Public School)

622 Main Street  
Simpson, PA 18407  
282-5199  
Enrollment: 254, K-9

## Forest City Regional School District

**Forest City Regional Elementary School**  
100 Susquehanna Street  
Forest City, PA 18421  
785-2410  
Enrollment: 451, K-6

**Forest City Regional Jr./Sr. High School**  
100 Susquehanna Street  
Forest City, PA 18421  
785-2400  
Enrollment: 521, 7-12

## Lackawanna County Career Technology Center (Nine-School District Consortium)

3201 Rockwell Avenue  
Scranton, PA 18508  
346-8471  
Enrollment: 812, 10-12

## Lackawanna Trail School District

**Lackawanna Trail Elementary School**  
College Avenue, PO Box 54  
Factoryville, PA 18419  
945-5153  
Enrollment: 634, K-6

**Lackawanna Trail Jr./Sr. High School**  
Tunnel Hill Road, PO Box 85  
Factoryville, PA 18419  
945-5181  
Enrollment: 689, 7-12

## Lakeland School District

**Lakeland Elem. School - Mayfield**  
501 Linden Street  
Mayfield, PA 18433  
876-2950  
Enrollment: 318, K-6

**Lakeland Elem. School - Scott**  
1569 Lakeland Drive  
Jermyn, PA 18433  
254-9484  
Enrollment: 484, K-6

**Lakeland Jr./Sr. High School**  
1593 Lakeland Drive  
Jermyn, PA 18433  
254-9485  
Enrollment: 847, 7-12

## Mid Valley School District

**Mid Valley Elementary Center**  
50 Underwood Road  
Throop, PA 18512  
307-1150  
Enrollment: 870, K-6

**Mid Valley Secondary Center**  
52 Underwood Road  
Throop, PA 18512  
307-1150  
Enrollment: 789, 7-12

## North Pocono School District

**Academy Street Elementary School**  
Academy Street  
Moscow, PA 18444  
842-8803  
Enrollment: 350, K-1

**Jefferson Twp Elementary School**  
825 Lions Road  
Lake Ariel, PA 18436  
689-2656  
Enrollment: 297, K-5

**Moscow Elementary School**  
851 Church Street  
Moscow, PA 18444  
842-8464  
Enrollment: 743, 2-5

**North Pocono Middle School**  
701 Church Street  
Moscow, PA 18444  
842-4588  
Enrollment: 762, 6-8

**North Pocono High School**  
701 Church Street  
Moscow, PA 18444  
842-7606  
Enrollment: 1096, 9-12

## Northeastern Educational Intermediate Unit #19

**Administration Office**  
1200 Line Street  
Archbald, PA 18403  
876-9200  
Out-of-District Special Education  
Enrollment: 406, K-12

**Jefferson Center**  
185 East Pine Street  
Dunmore, PA 18512  
343-6200

**NEIU Alternative Learning Center**  
110 Betty Street  
Eynon, PA 18403  
876-5629

## Old Forge School District

**Old Forge Elementary School**  
401 Melmore Street  
Old Forge, PA 18518  
457-8391  
Enrollment: 467, K-6

**Old Forge Jr./Sr. High School**  
300 Marion Street  
Old Forge, PA 18518  
457-6721  
Enrollment: 464, 7-12

## Riverside School District

**Riverside Elementary School West**  
300 Davis Street  
Taylor, PA 18517  
562-2121 ext. 245  
Enrollment: 398, K-5

**Riverside Elementary School East**  
Kreig Street  
Moosic, PA 18507  
562-2121 ext. 315  
Enrollment: 347, K-6

**Riverside Jr./Sr. High School**  
310 Davis Street  
Taylor, PA 18517  
562-2121  
Enrollment: 789, 7-12

## Scranton School District

### John Whittier Elementary School

700 Orchard Street  
Scranton, PA 18505  
348-3690  
Enrollment: 262, K-5

### Lincoln-Jackson Elementary School

Academy St. & S. Hyde Park Ave.  
Scranton, PA 18504  
348-3675  
Enrollment: 205, K-5

### Frances Willard Elementary School

1100 Eynon Street  
Scranton, PA 18504  
348-3692  
Enrollment: 478, K-5

### Neil Armstrong Elementary School

Clearview St. & N. Lincoln Ave.  
Scranton, PA 18508  
348-3661  
Enrollment: 535, K-5

### McNichols Plaza Elementary School

1111 S. Irving Avenue  
Scranton, PA 18505  
348-3685  
Enrollment: 370, K-5

### West Scranton Intermediate School

1401 Fellows Street  
Scranton, PA 18504  
348-3475  
Enrollment: 762, 6-8

### John Adams Elementary School

927 Capouse Avenue  
Scranton, PA 18509  
348-3655  
Enrollment: 251, K-5

### Charles Sumner Elementary School

N. Sumner Ave. & Swetland St.  
Scranton, PA 18504  
348-3688  
Enrollment: 259, K-5

### George Bancroft Elementary School

1002 Albright Avenue  
Scranton, PA 18508  
348-3667  
Enrollment: 231, K-5

### John Marshall Elementary School

N. Lincoln Ave. & Oram St.  
Scranton, PA 18504  
348-3677  
Enrollment: 350, K-5

### South Scranton Intermediate School

355 Maple Street  
Scranton, PA 18505  
348-3631  
Enrollment: 496, 6-8

### Scranton High School

63 Mike Munchak Way  
Scranton, PA 18503  
348-3481  
Enrollment: 1847, 9-12

### John F. Kennedy Elementary School

Prospect Ave. & Saginaw St.  
Scranton, PA 18505  
348-3673  
Enrollment: 266, K-5

### Robert Morris Elementary School

1824 Boulevard Avenue  
Scranton, PA 18509  
348-3681  
Enrollment: 369, K-5

### William Prescott Elementary School

Prescott Av. & Myrtle St.  
Scranton, PA 18510  
348-3683  
Enrollment: 243, K-5

### John J. Audubon Elementary School

1801 Mulberry Street  
Scranton, PA 18510  
348-3665  
Enrollment: 215, K-5

### Northeast Scranton Intermediate School

721 Adams Avenue  
Scranton, PA 18510  
348-3651  
Enrollment: 895, 6-8

### West Scranton High School

1201 Luzerne Street  
Scranton, PA 18504  
348-3616  
Enrollment: 906, 9-12

## Scranton State School for the Deaf (PA Dept of Education)

N. Washington Ave. & Electric St.  
Scranton, PA 18509  
963-4546  
Enrollment: 104, K-12

## Valley View School District

### Valley View Elementary Center

901 Main Street  
Peckville, PA 18452  
489-7579  
Enrollment: 563, K-2

### Valley View High School

1 Columbus Drive  
Archbald, PA 18403  
876-4110  
Enrollment: 789, 9-12

### Valley View Intermediate School

3 Columbus Drive  
Archbald, PA 18403  
876-2263  
Enrollment: 613, 3-5

### Valley View Middle School

1 Columbus Drive  
Archbald, PA 18403  
876-6461  
Enrollment: 622, 6-8

# PRIVATE SCHOOLS

## Elementary Schools (Pre-school & Kindergarten-only schools excluded)

### **Abington Christian Academy**

(Assembly of God)  
204 S. Abington Rd.  
Clarks Green PA 18411  
586-5270  
Enrollment: 16, K-4

### **DePaul School (Non-Sectarian)**

475 Morgan Hwy.  
Scranton PA 18508  
346-5855  
Enrollment: 20, Ungraded

### **Holy Rosary School (Diocese of Scranton)**

312 William St.  
Scranton PA 18508  
344-7565  
Enrollment: 159, K-8

### **LaSalle Academy (Diocese of Scranton)**

309 First Ave.  
Jessup PA 18434  
489-2010  
Enrollment: 327, K-8

### **Marion Catholic I-P School - Upper (Diocese of Scranton)**

638 Hemlock St.  
Scranton PA 18505  
346-9922  
Enrollment: 249, 4-8

### **Sacred Heart School (Diocese of Scranton)**

27 Farview St.  
Carbondale PA 18407  
282-0340  
Enrollment: 209, K-8

### **St. Anthony of Padua School (Diocese of Scranton)**

208 Smith St.  
Dunmore PA 18512  
342-1182  
Enrollment: 121, K-8

### **St. Mary of Mt. Carmel School (Diocese of Scranton)**

325 Chestnut St.  
Dunmore PA 18512  
346-4429  
Enrollment: 181, K-8

### **St. Mary's Visitation School (Diocese of Scranton)**

St. Mary's Square  
Dickson City PA 18519  
489-0061  
Enrollment: 169, K-8

### **St. Stanislaus School (Other Christian)**

529 E. Locust St.  
Scranton PA 18505  
342-2224  
Enrollment: 33, K-8

### **All Saints Academy**

(Diocese of Scranton)  
1425 Jackson St.  
Scranton PA 18504  
343-8114  
Enrollment: 227, K-8

### **Geneva School (Other Christian)**

113 River St.  
Olyphant PA 18447  
489-7620  
Enrollment: 36, K-8

### **Howard Gardner School for Discovery (Non-Sectarian)**

134 School St.  
Scranton PA 18508  
941-4100  
Enrollment: 96, K-8

### **Marian Catholic I-P School - Primary (Diocese of Scranton)**

430 River St.  
Scranton PA 18505  
342-9700  
Enrollment: 141, K-3

### **Our Lady of Peace School (Diocese of Scranton)**

410 N. Abington Rd.  
Clarks Green PA 18411  
587-4152  
Enrollment: 377, K-8

### **Scranton Hebrew Day School (Jewish)**

520 Monroe Ave.  
Scranton PA 18510  
346-1576  
Enrollment: 140, K-8

### **St. Clare School (Diocese of Scranton)**

2215 N. Washington Ave.  
Scranton PA 18509  
343-2790  
Enrollment: 214, K-3

### **St. Mary School (Diocese of Scranton)**

216 W. Grace St.  
Old Forge PA 18518  
457-6750  
Enrollment: 137, K-8

### **St. Paul School (Diocese of Scranton)**

1527 Penn Ave.  
Scranton PA 18509  
343-7880  
Enrollment: 233, 4-8

### **Summit Christian Academy (Other Christian)**

232 Noble Rd.  
Clarks Summit PA 18411  
586-3500  
Enrollment: 104, K-6

## Elementary/Secondary Schools

**Fundamental Baptist Academy** (Baptist)  
12023 Creek Rd.  
Clarks Summit PA 18411

Enrollment: 22, K-12

**Triboro Christian Academy** (Other Christian)  
100 S. Main St.  
Old Forge PA 18518  
457-5054  
Enrollment: 98, K-12

## Secondary Schools

**Bishop Hannon High School** (Diocese of Scranton)  
330 Wyoming Ave.  
Scranton PA 18503  
346-4643  
Enrollment: 323, 9-12

**Milton Eishner Yeshiva High School** (Jewish)  
930 Hickory St.  
Scranton PA 18505  
346-1747  
Enrollment: 73, 9-12

**St. Gregory's Academy** (Roman Catholic)  
RR 8 Box 8214, Griffin Rd.  
Moscow PA 18444  
842-4000  
Enrollment: 65, 9-12

**Summit Christian Academy** (Other Christian)  
660 Griffin Pond Rd.  
Clarks Summit PA 18411  
587-1545  
Enrollment: 75, 7-12

**Revival Baptist Christian School** (Baptist)  
2020 N. Main Ave.  
Scranton PA 18508  
963-9449  
Enrollment: 5, K-12

**Bishop O'Hara High School** (Diocese of Scranton)  
501 E. Drinker St.  
Dunmore PA 18512  
346-7541  
Enrollment: 325, 9-12

**Scranton Preparatory School** (Other Christian)\*  
1000 Wyoming Ave.  
Scranton PA 18509  
941-7737  
Enrollment: 788, 9-12

**St. Rose Academy** (Other Christian)  
1300 Old Plank Rd.  
Mayfield PA 18433  
282-8740  
Enrollment: ±60, 7-12

\*The PA Dept of Education classifies Scranton Prep as "Other Christian," while administrators of the school classify it as "Independent Roman Catholic."

# COLLEGES & UNIVERSITIES

## Fall '03 Enrollment

|   |   |   |
|---|---|---|
| <p><b>Allied Medical &amp; Technical Career</b><br/>           Founded: 1984<br/>           Degrees: Certificate</p>  | <p>517 Ash St.<br/>           Scranton PA 18509<br/>           558-1818<br/>           www.alliedteched.com</p>                       | <p>N/I</p>                                    |
| <p><b>Baptist Bible College &amp; Seminary</b><br/>           Founded: 1932<br/>           Degrees: AD, BS, MS, PhD<br/>           Undergraduate Tuition, 03-04: \$11,700<br/>           Private 4-year</p> | <p>538 Venard Rd.<br/>           Clarks Summit PA 18411<br/>           586-2400<br/>           www.bbc.edu</p>                        | <p>932</p>                                    |
| <p><b>Education Direct Inc.</b><br/>           Founded: 1890<br/>           Degrees: ASB, Certificate</p>   | <p>925 Oak St., PO Box 1900<br/>           Scranton PA 18509<br/>           1-800-275-4410<br/>           www.educationdirect.com</p> | <p>12 million<br/>           (World-wide)</p> |
| <p><b>Johnson College</b><br/>           Founded: 1918<br/>           Degrees: AD<br/>           Undergraduate Tuition, 03-04: \$10,382<br/>           Private 2-year</p>                                   | <p>3427 N. Main Ave.<br/>           Scranton PA 18508<br/>           342-6404<br/>           www.johnsoncollege.com</p>               | <p>361</p>                                    |
| <p><b>Keystone College</b><br/>           Founded: 1868<br/>           Degrees: AD, BS<br/>           Undergraduate Tuition, 03-04: \$13,880<br/>           Private 4-year</p>                              | <p>1 College Green<br/>           LaPlume PA 18440<br/>           945-5141<br/>           www.keystone.edu</p>                        | <p>1,502</p>                                  |
| <p><b>Lackawanna College</b><br/>           Founded: 1894<br/>           Degrees: AD, Certificate<br/>           Undergraduate Tuition, 03-04: \$8,900<br/>           Private 2-year</p>                    | <p>501 Vine St.<br/>           Scranton PA 18509<br/>           961-7810<br/>           www.lackawanna.edu</p>                        | <p>1,168</p>                                  |
| <p><b>Marywood University</b><br/>           Founded: 1915<br/>           Degrees: AD, BA, BS, MA, MBA, MS, PhD<br/>           Undergraduate Tuition, 03-04: \$19,300<br/>           Private 4-year</p>     | <p>2300 Adams Ave.<br/>           Scranton PA 18509<br/>           348-6211<br/>           www.marywood.edu</p>                       | <p>3,136</p>                                  |
| <p><b>McCann School of Business &amp; Technology</b><br/>           Founded: 1897<br/>           Degrees: ASB, Diploma</p>  | <p>201 Lackawanna Ave.<br/>           Scranton PA 18503<br/>           969-4330<br/>           www.mccansschool.com</p>               | <p>N/I</p>                                    |
| <p><b>Penn State, Worthington/Scranton</b><br/>           Founded: 1855<br/>           Degrees: AD, BS<br/>           Undergraduate Tuition, 03-04: \$8,908 (PA)<br/>           Public 4-year</p>           | <p>120 Ridgeview Dr.<br/>           Dunmore PA 18512<br/>           963-2500<br/>           www.sn.psu.edu</p>                        | <p>1,401</p>                                  |
| <p><b>University of Scranton</b><br/>           Founded: 1888<br/>           Degrees: AD, BA, BS, MA, MBA, MS<br/>           Undergraduate Tuition, 03-04: \$21,408<br/>           Private 4-year</p>       | <p>800 Linden St.<br/>           Scranton PA 18510<br/>           941-7400<br/>           www.scranton.edu</p>                        | <p>4,679</p>                                  |



## 2000 Census Data

### School Enrollment

|  |        |
|--|--------|
| Population 3 years & over enrolled in school ..... | 52,278 |
| Nursery, preschool.....                            | 3,456  |
| Kindergarten.....                                  | 2,628  |
| Elementary school (gr. 1-8) .....                  | 22,162 |
| High school (gr. 9-12).....                        | 11,524 |
| College or graduate school .....                   | 12,508 |

### Educational Attainment

|                                       |         |
|---------------------------------------|---------|
| Population 25 years & over.....       | 148,116 |
| Less than 9th grade.....              | 7,733   |
| 9th to 12th grade, no diploma .....   | 18,906  |
| High school graduate .....            | 60,071  |
| Some college, no degree.....          | 22,583  |
| Associate degree.....                 | 9,795   |
| Bachelor's degree .....               | 18,425  |
| Graduate or professional degree ..... | 10,603  |
| Percent high school graduate .....    | 82%     |
| Percent bachelor's or higher .....    | 19.6%   |

## 2003-2004 Statistical Reports: PA Dept. of Education

|   |                               |
|---|-------------------------------|
| Total County Public High-School Graduates:.....       | 1,972*                        |
| Total County Private High-School Graduates: .....     | 395                           |
| % County Public School Graduates College-Bound: ..... | 74%* (State: 72%)             |
| % County Private School Graduates College-Bound:..... | 95% (State: 89%)              |
| County Public High-School Dropouts: .....             | 232*                          |
| County Public High-School Dropout Rate:.....          | 1.7%* (State: 1.9%)           |
| County Average Public School Per Pupil Spending:..... | \$8,647* (State: Unavailable) |

\*Does not include Forest City Regional or Lackawanna Trail school districts.

## 2003-2004 Northeastern Pennsylvania Public School Comparisons by County

| County           | Graduates | %College-Bound | Dropout Rate | Av. PPS |
|------------------|-----------|----------------|--------------|---------|
| Lackawanna ..... | 1,972     | 74%            | 1.7%         | \$8,647 |
| Luzerne.....     | 3,056     | 74%            | 1.6%         | \$8,673 |
| Monroe.....      | 2,148     | 72%            | 1.6%         | \$8,923 |
| Pike.....        | 373       | 85%            | 0.6%         | \$8,598 |
| Susquehanna..... | 582       | 63%            | 1.4%         | \$9,214 |
| Wayne .....      | 643       | 66%            | 1.3%         | \$9,757 |
| Wyoming .....    | 353       | 80%            | 1.8%         | \$9,716 |

# COUNTY TRIVIA

## Did you know that.....

.....the largest vein of anthracite coal in the world is under the Lackawanna Valley. Most of the coal is still there.

.....the first underground coal mine in the nation was opened in Carbondale.

.....Scranton was once called the “Anthracite Capital of the World.”

.....at the height of the coal-mining era, it was possible to walk 50 miles from Carbondale to Hazleton—underground!

.....Carbondale is the oldest city in the anthracite mining area, having been chartered even before both Scranton and Wilkes-Barre.

.....the first commercially operated locomotive in the nation, the Stourbridge Lion, made its inaugural run between Honesdale and Carbondale.

.....the Archbald Pothole is the largest glacial pothole in the world.

.....the first commercially successful electric street-car system was put into service in Scranton in 1886.

.....Jermyn was the birthplace of First Aid in the nation.

.....the original name of Scranton was Slocum Hollow.

.....an “Irish War” between rival factions of Irish rail workers was fought near Clarks Summit in 1850.

.....Dalton was first known as Bailey Hollow.

.....the first blast furnace was built in Old Forge.

.....the first white settlers in Lackawanna County settled in Taylor.

.....the first iron T-rails were built at the Lackawanna Furnace in Scranton.

.....the Scranton Lace Company was the first producer of Nottingham Lace in the nation.

.....the first county census was taken in 1880, indicating a population of 89,269.

.....Archbald was originally called “White Oak Run.”

.....Mayfield was first known as Glendale.

.....Jessup has had several name changes. It was originally known as Saymour, then Mount Vernon, and then Winton before being named after the prominent Jessup family of Montrose.

.....Dunmore was first called Bucktown.

.....the Carbondale Public Library, founded in 1875, is the oldest library in the county.

.....there was once a municipality called Lackawanna Township. Old Forge, Moosic, Taylor, and the 22nd and 26th wards of Scranton were created from it. The township disappeared from the map in 1950.

.....during World War I, Minooka (now part of Scranton) sent the largest number of volunteers to service of any community its size in the nation.

.....the first institution of higher education in northeastern Pennsylvania, the Madison Academy, was established in Waverly in 1844.

.....the first institution of higher education in northeastern Pennsylvania, the Madison Academy, was established in Waverly in 1844.

.....the first bridge over the Lackawanna River was built in 1772.

.....the first newspaper in Lackawanna County, the Northern Pennsylvania, was printed in 1833.

.....Thornhurst Township was known as Lehigh Township until 1996.

.....Elmhurst is one of only two townships totally within another township in Pennsylvania.

.....Benton Township has more lakes than any other community in the county.

.....Jefferson Township contains the highest elevation in the county (2,323 ft. above sea level).

.....the Susquehanna River in Ransom Township is the lowest elevation in the county (514 ft. above sea level).

.....Roaring Brook Township borders nine municipalities, giving it more neighbors than any other municipality.

.....Thornhurst Township saw the greatest growth in population in the county from 1990 to 2000, increasing from 487 to 798 or a 64.2% change.

.....Clarks Summit Borough residents pay the highest combined county, local, and school real-estate taxes in the county, while Throop Borough residents pay the lowest.

.....Abington Township has the highest percentage of residents with a bachelor's degree or higher (60%).

.....with only six-tenths of one square mile of land area, Clarks Green Borough is the smallest municipality in the county.

.....the Borough of Gouldsboro, once a part of Lackawanna County with a population of 76, was annexed to Lehigh Township in Wayne County in 1939.

....On average, Thornhurst Township residents drive the farthest to work with a mean travel time of 36.8 minutes per commute.

.....Elmhurst Township has the highest percentage of residents over 65 years of age (31.7%).

.....WEA Manufacturing in Olyphant, now Cinram, co-developed the first standardized DVD in 1995.

.....sixteen days before the US entered World War I, Loretta Walsh of Olyphant became the first woman to enlist in the US Navy.

....."When You Wish Upon A Star" was written by Ned Washington of Scanton.

# COUNTY OFFICE DIRECTORY

|   |          |  |          |
|---|----------|--|----------|
| Employees' Direct Extensions .....          | 963-6743 | Lackawanna Coal Mine Tour .....              | 963-6413 |
| Adult Probation.....                        | 963-6876 | Lackawanna Heritage Valley Authority .....   | 963-6730 |
| Area Agency on Aging .....                  | 963-6740 | Law Library.....                             | 963-6712 |
| Assessor's .....                            | 963-6728 | Maintenance/Public Works.....                | 963-6763 |
| Central Court .....                         | 963-6436 | Marriage License Bureau .....                | 963-6709 |
| Chief of Staff .....                        | 963-6800 | Mental Health/Mental Retardation .....       | 346-5741 |
| Children & Youth Services.....              | 963-6781 | Montage Mountain .....                       | 969-7669 |
| Clerk of Courts .....                       | 963-6759 | Office Services.....                         | 963-6743 |
| Clerk of Judicial Records-Civil.....        | 963-6723 | Orphans Court.....                           | 963-6702 |
| Clerk of Judicial Records-Criminal .....    | 963-6759 | Parks & Recreation.....                      | 963-6764 |
| Collector of Taxes/Single Tax Office .....  | 963-6756 | Payroll.....                                 | 963-6743 |
| COLTS.....                                  | 346-2061 | Penn State Co-op Extension.....              | 963-6842 |
| Community Affairs.....                      | 963-6800 | Personnel .....                              | 963-6771 |
| Comm & Econ Dev/Redevelopment Authority.... | 963-6830 | Planning Commission .....                    | 963-6400 |
| Conservation District.....                  | 281-9495 | Press Office.....                            | 963-6750 |
| Controller .....                            | 963-6726 | Prison .....                                 | 963-6639 |
| Coordinated Transportation.....             | 963-6795 | Public Defender.....                         | 963-6761 |
| Coroner .....                               | 963-6100 | Public Information .....                     | 963-6711 |
| County Commissioners.....                   | 963-6800 | Purchasing.....                              | 963-6767 |
| Court Administrator .....                   | 963-6773 | Rail Authority .....                         | 963-6676 |
| Court Collections.....                      | 963-6359 | Recorder of Deeds.....                       | 963-6775 |
| Court Reporters.....                        | 963-6773 | Recycling Center/Solid Waste Authority ..... | 963-6868 |
| Credit Union .....                          | 963-6871 | Register of Wills .....                      | 963-6702 |
| Data Processing .....                       | 963-6743 | Revenue & Finance .....                      | 963-6822 |
| Day Care .....                              | 963-6644 | Roads & Bridges.....                         | 496-7733 |
| District Attorney.....                      | 963-6717 | Scr/Lacka Human Development Agency .....     | 963-6836 |
| Domestic Relations .....                    | 963-6721 | Seat Belt Safety.....                        | 347-2358 |
| Drug & Alcohol .....                        | 963-6820 | Sheriff.....                                 | 963-6719 |
| Drug Court.....                             | 496-1736 | Solicitor.....                               | 963-6800 |
| Emergency Management .....                  | 961-5511 | Stadium.....                                 | 969-2255 |
| Emergency Services .....                    | 963-6700 | Stadium Club.....                            | 963-6441 |
| Health-Care Center.....                     | 489-8611 | Strategic Planning .....                     | 496-7762 |
| Health & Welfare.....                       | 342-2353 | Tax Claim Bureau.....                        | 963-6734 |
| Hotel/Personal Property Tax .....           | 963-6745 | Treasurer.....                               | 963-6731 |
| House Arrest.....                           | 963-6329 | Trolley Museum .....                         | 963-6590 |
| Housing Authority.....                      | 342-7629 | Veterans Affairs .....                       | 963-6778 |
| Human Services.....                         | 963-6790 | Visitor/Convention Bureau.....               | 963-6363 |
| Industrial Development .....                | 963-6829 | Visitors Center .....                        | 496-1701 |
| Information Technology.....                 | 963-6743 | Voter Registration .....                     | 963-6737 |
| Juvenile Detention Center.....              | 963-6506 | West Nile Virus Monitoring .....             | 963-6764 |
| Juvenile Probation.....                     | 963-6887 | Womens Commission.....                       | 963-6800 |
|   |          | Work Release Center.....                     | 963-6509 |